



# Indian School Wadi Kabir

Class: VII

ISWK SHARING KNOWLEDGE

(Monthly Plan - April 2023)

SUBJECTS	Week - 1	Week - 2	Week - 3	Week - 4	Week - 5	Learning Outcomes
ENGLISH	LIT: The Fog	LIT: The Fog  WRITING: Diary Entry	GRAMMAR: Subject Verb Agreement	MCB: Binya's Blue Umbrella		<ul style="list-style-type: none"><li>*Introduction, Theme, Literary devices, Critical Appreciation of Poem, Vocabulary, Question and Answers</li><li>* Importance, purpose, format, content, sample and exercises.</li><li>* Introduction, Usage, Exercises</li><li>* Introduction, Sequence of Events, Character Sketch, Question and Answers</li></ul>
MATHEMATICS	FRACTIONS AND DECIMALS	FRACTIONS AND DECIMALS	FRACTIONS AND DECIMALS	FRACTIONS AND DECIMALS		<ul style="list-style-type: none"><li>*Recalls Fractions.</li><li>*Understands addition and</li></ul>

	<p>*Types of fractions</p>	<p>*Addition and Subtraction of fractions.</p> <p>*Multiplication of Fractions.</p> <p>* Fraction as an 'of' operator.</p> <p>*Application based questions related to 'of' operator.</p>	<p>*Reciprocal of a fraction.</p> <p>*Division of fractions.</p> <p>*Introduction to decimals.</p> <p>*Conversion of units.</p> <p>*Addition and subtraction of decimals.</p>	<p>*Multiplication of decimals.</p> <p>*Division of decimals.</p> <p>*Multiplication and division of decimals by 10, 100, 1000.</p>		<p>subtraction of fractions.</p> <p>*Identifies equivalent fractions and fractions in the simplest form.</p> <p>*Identifies multiplication of fractions and fraction as an 'of' operator.</p> <p>*Solves application based questions.</p> <p>*Recognises reciprocal of a fraction.</p> <p>*Understands division of a fraction.</p> <p>*Identifies decimals and conversion of units.</p> <p>*Identifies and solves problems on operations on decimals, multiplication and division by 10, 100, 1000.</p>
--	----------------------------	------------------------------------------------------------------------------------------------------------------------------------------------------------------------------------------	-------------------------------------------------------------------------------------------------------------------------------------------------------------------------------	-------------------------------------------------------------------------------------------------------------------------------------	--	---------------------------------------------------------------------------------------------------------------------------------------------------------------------------------------------------------------------------------------------------------------------------------------------------------------------------------------------------------------------------------------------------------------------------------------------------------------------------------------------------------

<p><b>SCIENCE</b></p>	<p><b>CHAPTER 1 - NUTRITION IN PLANTS - INTRODUCTION;</b> Mode of nutrition in plants, Photosynthesis.</p>	<p><b>CHAPTER 1 - NUTRITION IN PLANTS (contd.) -</b> Photosynthesis, Synthesis of plant food other than carbohydrates; Other modes of nutrition Saprotrophs.</p>	<p><b>CHAPTER 1 - NUTRITION IN PLANTS (contd.) -</b> how nutrients are replenished in the soil.</p> <p><b>Textbook exercises and worksheet discussion.</b></p> <p><b>CHAPTER 4 – HEAT (contd)-</b> Introduction; Hot and cold; Measuring temperature.</p>	<p><b>CHAPTER 4 - HEAT (contd) -</b> Laboratory thermometer; transfer of heat; Kinds of clothes we wear in summer and winter.</p> <p><b>Textbook exercises and worksheet discussion.</b></p>	<p><b>CHAPTER 14 - ELECTRIC CURRENT AND ITS EFFECTS –</b> Introduction.</p>	<p>To recall the concept of nutrients and nutrition.</p> <ul style="list-style-type: none"> <li>• To analyse the importance of nutrients for living organisms.</li> <li>• To describe the process of photosynthesis with a diagram.</li> <li>• To explain the different types of heterotrophic mode of nutrition.</li> <li>• Analyse the need of fertilisers and manure for growing plants</li> <li>• Explain the usefulness of symbiotic relationship of rhizobium for farmers.</li> <li>• Categorise a given substance as hot &amp; cold by a reliable measure.</li> </ul> <p>Distinguish the Clinical</p>
-----------------------	----------------------------------------------------------------------------------------------------------------	----------------------------------------------------------------------------------------------------------------------------------------------------------------------	-------------------------------------------------------------------------------------------------------------------------------------------------------------------------------------------------------------------------------------------------------------------	--------------------------------------------------------------------------------------------------------------------------------------------------------------------------------------------------	---------------------------------------------------------------------------------	--------------------------------------------------------------------------------------------------------------------------------------------------------------------------------------------------------------------------------------------------------------------------------------------------------------------------------------------------------------------------------------------------------------------------------------------------------------------------------------------------------------------------------------------------------------------------------------------------------------

						<p>thermometer from the Laboratory thermometer</p> <ul style="list-style-type: none"><li>• List precautions while using a clinical and laboratory thermometer in order to identify the role of a kink.</li><li>• Apply the concept of convection to heating of land and water in order to predict the description of land and sea breeze.</li><li>• List different electric components</li><li>• To differentiate between a cell and a battery.</li><li>• To understand the flow of electric current.</li></ul>
--	--	--	--	--	--	-----------------------------------------------------------------------------------------------------------------------------------------------------------------------------------------------------------------------------------------------------------------------------------------------------------------------------------------------------------------------------------------------------------------------------------------------------------------------------------------------------------------

<p><b>SOCIAL SCIENCE</b></p>	<p>Tracing changes through a thousand years</p>	<p>Tracing changes through a thousand years.</p>	<p>Environment</p>	<p>Equality in Indian Democracy (On Equality)</p>	<p>Equality in Indian Democracy (On Equality)</p>	<p>Are able to explain about the cartographer. Recognize the past and present terminologies. Students will be able to list down the various components of the environment. Students will be able to explain the relationship between the natural environment and human environment. The students are able to explain universal adult franchise. They are able to explain the different kinds of inequalities.</p>
<p><b>MALAYALAM 2<sup>ND</sup> LANGUAGE</b></p>	<p>പാഠം- 1 എന്റെ ഭാഷ</p>	<p>പാഠം- 1 എന്റെ ഭാഷ</p>	<p>പാഠം- 1 എന്റെ ഭാഷ</p>	<p>പാഠം- 1 എന്റെ ഭാഷ</p> <ul style="list-style-type: none"> <li>● പദശുദ്ധി</li> <li>● വാക്യശുദ്ധി</li> <li>● വാക്യരചന</li> </ul>	<p>പാഠം- 2 എന്ത്? എന്താക്ക ?  എങ്ങനെ ?  * ദിക്കുകൾ * ആഴ്ചയിലെ ദിവസങ്ങൾ</p>	<p>* മാതൃഭാഷയുടെ മഹത്വത്തെക്കുറിച്ച് മനസ്സിലാക്കുന്നു  * കവിതയിലെ ഭാഷാരീതി , പ്രയോഗങ്ങൾ , വ്യാകരണ സവിശേഷതകൾ എന്നിവ ഗ്രഹിക്കുന്നു.</p>


<b>HINDI</b> <b>2<sup>ND</sup> LANGUAGE</b>	पाठ-1. एक तिनका (कविता)	कविता (सतत--) प्रश्नोत्तर/व्याकरण लेखन कौशल	पाठ-2. संघर्ष के कारण... (जीवनी)	कहानी (सतत---)	संघर्ष के कारण... (जीवनी) प्रश्नोत्तर	*छात्र प्रवाहपूर्वक पढ़ने, बोलने तथा लिखने, की क्षमता प्राप्त करेंगे।  *कविता के भावार्थ को समझते हुए आनंद प्राप्त करेंगे    * वाचन व श्रवण कौशलों का विकास।
<b>FRENCH</b> <b>2<sup>ND</sup> LANGUAGE</b>	L-6-Allons à l'école reading text in French and translation, verbs conjugation with subject pronouns	L-6-Allons à l'école continues.. verbs conjugation-irregu lars	L-6-Allons à l'école continues.. ordinal numbers in French	L-6-Allons à l'école continues.. ordinal numbers in French	L-6-Allons à l'école continues..les prepositions	<ul style="list-style-type: none"> <li>• Able to read in french</li> <li>• translate the sentence</li> <li>• able to conjugate the irregular verbs</li> <li>• learn the ordinal numbers and how to pronounce in French</li> </ul>
<b>MALAYALAM</b> <b>3<sup>RD</sup> LANGUAGE</b>		പാഠം- 1 നീതിമാനായ സോളമൻ	പാഠം- 1 നീതിമാനായ സോളമൻ	പാഠം- 1 നീതിമാനായ സോളമൻ	പാഠം- 1 നീതിമാനായ സോളമൻ  <ul style="list-style-type: none"> <li>• പദശൃദ്ധി</li> <li>• വാക്യശൃദ്ധി</li> </ul> * എണ്ണൽ സംഖ്യകൾ	* കഥയിലെ ഭാഷാശീതി , പ്രയോഗങ്ങൾ , വ്യാകരണ സവിശേഷതകൾ എന്നിവ ഗ്രഹിക്കുന്നു.  * ജീവിതത്തിലെ മൂല്യങ്ങളും നന്മകളും മനസ്സിലാക്കുന്നു.

					* 31.03.2020	
<b>HINDI</b> <b>3<sup>RD</sup> LANGUAGE</b>		तुझको प्रणाम	तुझको प्रणाम	तुझको प्रणाम	व्याकरण तथा रचना	*पढ़ने, लिखने, सुनने, बोलने तथा समझने की प्रतिभा का विकास होगा   *नए व कठिन शब्दों का उच्चारण तथा प्रयोग सीखेंगे। *भाषिक इकाइयों का ज्ञान, रचनात्मक ज्ञान
<b>SANSKRIT</b> <b>3<sup>RD</sup> LANGUAGE</b>		पाठ 1 - वार्तालाप: शब्द-शक्ति:, नईधातुएँ	पाठ 1 - वार्तालाप: नए अव्यय, धातु रूप	पाठ 1 - वार्तालाप: लकार:, अभ्यास:	पाठ 1 - वार्तालाप: कार्यपत्रिका	संस्कृतभाषाया:सम्यग् ज्ञानप्रदानम्   संस्कृतं प्रति अनुरागोत्पादनम् वर्धयति   लकार परिवर्तनस्य ज्ञानं जनयति   वाचनकौशलयो: विकास:
<b>ARABIC</b> <b>3<sup>RD</sup> LANGUAGE</b>		يَا رَبَّنَا (النَّشِيْدَة)	فِي الصَّبَاحِ (دَرْس)	فِعْلٌ مَّاضِيٌّ وَالْمُضَارِعُ	فِعْلٌ مَّاضِيٌّ وَالْمُضَارِعُ	يَقْدِرُ الطَّلَابُ أَنْ يَقُولَ الْأَقْلَامَ مَعَ النَّطْقِ الصَّحِيْحِ يَقْدِرُ الطَّلَابُ أَنْ يَسْتَعْمَلَ أَعْمَالَ
<b>COMPUTER</b> <b>SCIENCE</b>	"CHAPTER:1 Introduction to HTML5, Creating & saving a webpage."	Basic structure of HTML Document. Doctype Declaration, Text Editors & Web browser for HTML 5	CHAPTER:5 List & Tables in HTML .Creating List in html .Ordered List & Creating Orderd list with type, start & reversed attribute .	Continuation of List & Tables in HTML .Creating unordered list & Description list in html .		Students will learn to create unordered & description list in Html. They will learn to create webpage using these topics .

<b>ART</b>	–	Introduction to the topics covered in the year	Design the Cover Page and complete it as they choose to present	to understand the combination of positive and negative space in Design.	to create a design with few motifs	Students work on the variety of artworks using the concept of positive and negative space.
<b>INDIAN MUSIC</b>		Talent search Review of Instruments and Swaras.	New admission . Training on vocal and instrumental music	Talent search and Selection of Choir and Orchestra.	Percussion practice and Learning Taal DADRA .and KEHERWA  with hand beats	Discussions on Octaves or Saptaks and on Scales.
<b>WESTERN MUSIC</b>		INTRODUCTION & RECAP CLASSIFICATION OF MUSIC INSTRUMENTS	INTRODUCTION & RECAP NOTES AND RESTS	INTRODUCTION & RECAP NOTES AND RESTS	INTRODUCTION & RECAP STAFF MUSIC	MUSIC AS A LANGUAGE MUSIC ROOM RULES BOOK KEEPING PERFORMANCE GRADES FAMILY OF INSTRUMENTS



<b>DANCE</b>	Two Kuchupudi stpes	Continuing Tamilnadu folk dance.	Starting one semi classical dance. Kuchupudi jathi	"Shlokam exercise Revising adavus Mudras"	"Shlokam exercise Revising adavus Mudras"	1st jathi 2nd swaram 3 para ,jathi  4 para, swaram
<b>PHYSICAL EDUCATION</b>	Major Game - YOGA , Introduction and history	CHALAN KRIYA, Yoga warm ups	CHALAN KRIYA, Yoga warm ups continues	ASHTANGA YOGA, eight limbs of yoga description and stretches	YOGA stretches	Students will get knowledge about origin of Yoga. How and when yoga started

	<b>Indian School Wadi Kabir</b> <b>ISWK SHARING KNOWLEDGE</b> <b>(Monthly Plan - May 2023)</b>					
	Class: VII					
<b>SUBJECTS</b>	<b>Week - 1</b>	<b>Week - 2</b>	<b>Week - 3</b>	<b>Week - 4</b>	<b>Week - 5</b>	<b>Learning Outcomes</b>

<p><b>ENGLISH</b></p>	<p>MCB: On the Grasshopper and Cricket</p>	<p>MCB: On the Grasshopper and Cricket</p> <p>WRITING SKILL- Formal Letter (To the Principal)</p>	<p>WRITING SKILL- Formal Letter (To the Principal)</p> <p>Grammar: Articles</p>	<p>Grammar: Articles</p> <p>LIT: Packing for the trip</p>	<p>LIT: Packing for the trip</p>	<p>*Introduction, Theme, Literary devices, Critical Appreciation of Poem, Vocabulary, Question and Answers</p> <p>*Format, Content, Letter Writing to the Principal with sample and exercises.</p> <p>*State the definition, use and function. Identify a definite and indefinite article. Choose the correct article for a particular noun.</p> <p>* Read the lesson with proper intonation, pronunciation and diction. Infer the meanings of new words and use them in their vocab. Take back the message and also spread awareness.</p>
-----------------------	--------------------------------------------	---------------------------------------------------------------------------------------------------	---------------------------------------------------------------------------------	-----------------------------------------------------------	----------------------------------	--------------------------------------------------------------------------------------------------------------------------------------------------------------------------------------------------------------------------------------------------------------------------------------------------------------------------------------------------------------------------------------------------------------------------------------------------------------------------------------------------------------------------------------------

<p><b>MATHEMATICS</b></p>	<p>DECIMALS:            *Division of Decimal number by another Decimal number</p> <p>*DATA HANDLING collection and organising data, representing data in tabular form.            *Representative values namely Arithmetic mean, Range,</p>	<p>DATA HANDLING            *Representative values namely Mode and Median.            **Double bar graph-Reading and drawing.            *Chance and probability.            INTEGERS            *Recalls addition and Subtraction of Integers.</p>	<p>INTEGERS            *Properties of Addition and subtraction of Integers            *Multiplication of integers.</p>	<p>INTEGERS            *Properties of multiplication of integers.</p>	<p>INTEGERS            *Division of integers</p>	<p>*Understands division of decimal number by another decimal number.            *Recalls data.            *Identifies and differentiates between the representative values-Mean, Range, Mode and Median of a given data.            *Analyses and interprets a double bar graph.            *Represents a given data on a double-bar graph.            *Understands chance and Probability.            *Recalls integers , addition and subtraction of integers.            * Identifies the properties of operations on integers.</p>
---------------------------	-----------------------------------------------------------------------------------------------------------------------------------------------------------------------------------------------------------------------------------------------------	-------------------------------------------------------------------------------------------------------------------------------------------------------------------------------------------------------------------------------------------------------------------------	--------------------------------------------------------------------------------------------------------------------------------	---------------------------------------------------------------------------	------------------------------------------------------	---------------------------------------------------------------------------------------------------------------------------------------------------------------------------------------------------------------------------------------------------------------------------------------------------------------------------------------------------------------------------------------------------------------------------------------------------------------------------------------------------------------------------------------------------------------------

<p><b>SCIENCE</b></p>	<p><b>CHAPTER 14 - ELECTRIC CURRENT AND ITS EFFECTS (contd)</b> - Symbols of electric components, Electric circuit (Act-14.1), Heating effect of electric current (Act-14.2),</p>	<p><b>CHAPTER 14 - ELECTRIC CURRENT AND ITS EFFECTS (contd)</b> – Magnetic effect of electric current (Act-14.5), Electromagnet (Act-14.6), Electric bell.</p> <p><b>Textbook Exercises and worksheet discussion.</b></p>	<p><b>CHAPTER 2 - NUTRITION IN ANIMALS –</b> Different ways of taking food, Digestion in humans (till parts of the human alimentary canal); Digestion in humans - The mouth and buccal cavity, The food pipe/ oesophagus.</p>	<p><b>CHAPTER 2 - NUTRITION IN ANIMALS (contd)</b> - Stomach, Small intestine Absorption in the small intestine.</p>	<p><b>CHAPTER 2 - NUTRITION IN ANIMALS (contd)</b> - Large intestine, Digestion in grass-eating animals, Feeding and digestion in amoeba.</p> <p><b>Textbook exercises and worksheet discussion.</b></p>	<ul style="list-style-type: none"> <li>• Use symbols to draw a circuit diagram.</li> <li>• To differentiate between series and parallel connections.</li> <li>• To explain the heating effect of electric current.</li> <li>• To name the factors on which the heat produced depends upon.</li> <li>• States the advantage of MCB.</li> <li>• To explain the magnetic effect of electric current.</li> <li>• Create a model of Electromagnets.</li> <li>• Explain the working of an electric bell.</li>   <li>• To understand the terms- Nutrition and Digestion.</li> <li>• To understand the different parts/organs involved in the human digestive system.</li> <li>• To differentiate milk teeth and permanent teeth.</li> <li>• To test the effect of saliva on starch.</li> <li>• To explain the digestive system of ruminants</li> </ul>
-----------------------	-----------------------------------------------------------------------------------------------------------------------------------------------------------------------------------	---------------------------------------------------------------------------------------------------------------------------------------------------------------------------------------------------------------------------	-------------------------------------------------------------------------------------------------------------------------------------------------------------------------------------------------------------------------------	----------------------------------------------------------------------------------------------------------------------	----------------------------------------------------------------------------------------------------------------------------------------------------------------------------------------------------------	-----------------------------------------------------------------------------------------------------------------------------------------------------------------------------------------------------------------------------------------------------------------------------------------------------------------------------------------------------------------------------------------------------------------------------------------------------------------------------------------------------------------------------------------------------------------------------------------------------------------------------------------------------------------------------------------------------------------------------------------------------------------------------------------------------------------------------------------------------

						<ul style="list-style-type: none"> <li>• To explain how nutrition in amoeba takes place.</li> </ul>
<b>SOCIAL SCIENCE</b>	Equality in Indian Democracy (On Equality)	The Delhi Sultans	New Kings and Kingdoms	Inside our Earth	State Government (Role of Government in Health)	<p>The students are able to explain universal adult franchise.</p> <p>They are able to explain the different kinds of inequalities.</p> <p>Are able to recall and recognize the term “prashastis”.</p> <p>Are able to recognize the administration of different kingdoms.</p> <p>Students are able to explain the Earth is a dynamic planet.</p> <p>Will explain about the different layers of the Earth.</p> <p>Students will be able to recognize and explain about the importance of Health.</p> <p>Will be able to identify and analyse the differences between public and private health services.</p>
<b>MALAYALAM 2<sup>ND</sup> LANGUAGE</b>	പാഠം- 2 എന്ത്? എന്തൊക്കെ? എങ്ങനെ?	പാഠം- 2	പാഠം- 2	പാഠം- 3 ആദ്യത്തെ ചിലന്തി	പാഠം- 3 ആദ്യത്തെ ചിലന്തി	* കഥ വായിച്ചു മനസ്സിലാക്കുന്നു.

		എന്ത്? എന്താക്കെ ? എങ്ങനെ ?	എന്ത്? എന്താക്കെ ? എങ്ങനെ ?		* പദശൃദ്ധി  * വാക്യശൃദ്ധി  * വാക്യരചന	*കഥയിലെ ഭാഷാരീതി , പ്രയോഗങ്ങൾ , വ്യാകരണ സവിശേഷതകൾ എന്നിവ ഗ്രഹിക്കുന്നു.  *ഭാഷാപരമായ സവിശേഷതകളും വ്യാകരണ പ്രത്യേകതകളും അറിയുന്നു.
HINDI 2 <sup>ND</sup> LANGUAGE	व्याकरण- उपसर्ग-प्रत्यय , वाक्यांश, मुहावरे	लेखन कौशल- अनौपचारिक पत्र, चित्र वर्णन	पुनरावृत्ति...	पाठ-3 .खान-पान की बदलती तसवीर (निबंध)	निबंध (सतत... प्रश्नोत्तर	*व्याकरणिक शब्दों की जानकारी देना   मुहावरों के साथ वाक्य प्रयोग कौशल में वृद्धि करना   *अपने विचारों को प्रस्तुत करने की क्षमता का विकास   *बोलने व बातचीत की कला का विकास तथा भाषा कौशल में वृद्धि होगी   *पाठन कौशल का विकास, शब्द भंडार में वृद्धि   *खाने- पीने की चीजें खरीदते समय आजकल हमें कौन-कौन सी बातें ध्यान रखना चाहिए   *चिंतन व मनन द्वारा स्मरण शक्ति का विकास करते हुए प्रश्नोत्तर व व्याकरण का अभ्यास करेंगे

<p><b>FRENCH</b> <b>2<sup>ND</sup> LANGUAGE</b></p>	<p><b>L-7-Dans un grand magasin</b></p> <p><b>reading text in French and translation, contracted articles in French</b></p>	<p><b>L-7-Dans un grand magasin continues.</b></p> <p><b>les vêtements et les interrogations en français et irregular verbs-Vouloir venir et pouvoir</b></p>	<p>L-8-Les repas</p> <p>reading text in French and translation. names of food in French and partitive articles in French</p>	<p><b>L-8-Les repas continues..PRE-M ID TERM</b></p> <p><b>les articles définis et les articles partitifs</b></p>	<p><b>L-8-Les repas continues..PRE-M ID TERM</b></p> <p><b>les articles définis et les articles partitifs</b></p>	<ul style="list-style-type: none"> <li>● <b>learning how to use and identify definite articles and partitive articles in French</b></li> <li>● <b>learning how to use and identify definite articles and partitive articles in French</b></li> <li>● <b>learn French prepositions and able to use in French phrases</b></li> </ul>
---------------------------------------------------------	-----------------------------------------------------------------------------------------------------------------------------	--------------------------------------------------------------------------------------------------------------------------------------------------------------	------------------------------------------------------------------------------------------------------------------------------	-------------------------------------------------------------------------------------------------------------------	-------------------------------------------------------------------------------------------------------------------	------------------------------------------------------------------------------------------------------------------------------------------------------------------------------------------------------------------------------------------------------------------------------------------------------------------------------------

<b>MALAYALAM</b> <b>3<sup>RD</sup> LANGUAGE</b>	പാഠം- 2 ക്ഷേത്ര പഞ്ചാരപ്പായസം	പാഠം- 2 ക്ഷേത്ര പഞ്ചാരപ്പായസം	പാഠം- 2 ക്ഷേത്ര പഞ്ചാരപ്പായസം <ul style="list-style-type: none"> <li>• പദ്യശൃംഗീ</li> <li>• വാക്യശൃംഗീ</li> </ul>	പാഠം- 3 ഓണപ്പാട്ടുകൾ	പാഠം- 3 ഓണപ്പാട്ടുകൾ * പക്ഷികൾ * മൃഗങ്ങൾ	* കഥ വായിച്ചു മനസ്സിലാക്കുന്നു. * മാനുഷിക മൂല്യങ്ങൾ തിരിച്ചറിയുന്നു. * ഭാഷാപരമായ സവിശേഷതകളും വ്യാകരണ പ്രത്യേകതകളും അറിയുന്നു.
<b>HINDI</b> <b>3<sup>RD</sup> LANGUAGE</b>	न्यायमंत्री (नाटक)	न्यायमंत्री (नाटक)	न्यायमंत्री (नाटक) *मुहावरे, अनुच्छेद , चित्र वर्णन	व्याकरण तथा रचना भाषा शुद्धता , मुहावरो का ज्ञान आदि	व्याकरण तथा रचना भाषा शुद्धता , मुहावरो का ज्ञान आदि	नाटक के माध्यम से छात्रों में पढ़ने, लिखने, सुनने, बोलने तथा समझने की प्रतिभा का विकास होगा । *नए व कठिन शब्दों का उच्चारण तथा प्रयोग । *संवाद वाचन कला का विकास होगा ।
<b>SANSKRIT</b> <b>3<sup>RD</sup> LANGUAGE</b>	पाठ 2- लङ्-लकारः (प्रथमः पुरुषः) शब्द-शक्तिः	पाठ 2- लङ्-लकारः (प्रथमः पुरुषः) ,नई धातुएं , नए अव्यय,वचन,लिंग	पाठ 2- लङ्-लकारः (प्रथमः पुरुषः) अभ्यासकार्य	पाठ 2- लङ्-लकारः (प्रथमः पुरुषः) धातुरूप ,शब्दरूप	पाठ 2- लङ्-लकारः (प्रथमः पुरुषः) कार्यपत्रिका	नवीनशब्दानां, क्रियापदानां, धातुनाम् ,अव्ययानां च ज्ञानम्  श्रवण-भाषण - लेखन- कौशलायोः विकासः ,वाक्य- निर्माणक्षमता
<b>ARABIC</b>	الوَحْدَةُ الثَّانِي	فِي الْحَافِلَةِ	الْعَدَد	تَرْجُمَةٌ	تَرْجُمَةٌ	فَهَمُّ الطُّلُبِ الْفَاظِ جَدِيدُ قُدْرِ الطُّلَّابِ ان يستعمل أفعال



<b>3<sup>RD</sup> LANGUAGE</b>						
<b>COMPUTER SCIENCE</b>	Nested List in Html,List with CSS.	Tables,Styling tables using CSS	Tables,Border Property,Border -Collapse Property & Cell Padding Property.	CHAPTER-5 Images,Links & forms in HTML5.		Students will learn to create webpages with images.They will learn to create image with CSS properties.
<b>ART</b>	Complete the design using the positive and negative space	To do a similar artwork using freehand motifs	Continued	To colour the design created	Continued and completed	Students get more clarity on the given concept and complete their artworks.
<b>INDIAN MUSIC</b>	Talent search for solo performers and for Choir. Learning Percussions with	Discussions on Octaves (Saptak)	Learning Instruments-- Recorder and introduction to percussions.	Learning new Patriotic song for Independence Day programme.	Learning new Patriotic song for Independence Day programme.	Preparing students for assemblies. Learning Patriotic songs.
<b>WESTERN MUSIC</b>	CYCLE OF NOTES	CYCLE OF NOTES	CYCLE OF NOTES	CYCLE OF NOTES	CYCLE OF NOTES	PRACTICAL AND THEORY WORKSHEETS ROTE, IN ASCENDING AND DESCENDING , Q & A SESSIONS

<b>DANCE</b>	Theory-Indian . Dance-Beneficial and therapeutic values	Semi classical kathak Mohiniyattam	PRE MID TERM GRADING	PRE MID TERM GRADING	PRE MID TERM GRADING	
<b>PHYSICAL EDUCATION</b>	<b>Introduction to Surya Namaskar</b>	<b>Surya Namaskar continues with variation in speed</b>	<b>Introduction to Yogasana</b>	<b>The various types of asanas</b>	The right way of breathing	Students will learn the basics and benefits of Surya Namaskar and Asanas



# Indian School Wadi Kabir

**Class: VII**

**ISWK SHARING KNOWLEDGE**

**(Monthly Plan - June 2023)**


<b>SUBJECTS</b>	<b>Week - 1</b>	<b>Week - 2</b>	<b>Week - 3</b>	<b>Week - 4</b>	<b>Week - 5</b>	<b>Learning Outcomes</b>
<b>ENGLISH</b>	ACTIVITY-MULTIPLE ASSESSMENT ACTIVITY-SUBJECT ENRICHMENT	ACTIVITY-SUBJECT ENRICHMENT PORTFOLIO ACTIVITY -PROJECT	SUMMER BREAK	SUMMER BREAK	SUMMER BREAK	*Enhance the comprehending skills of the students  *Enhance the listening skills of the students  * Application of skills and knowledge gained
<b>MATHEMATICS</b>	SIMPLE EQUATIONS *Expressions and equations. *To write equation for the given statement	SIMPLE EQUATIONS  *To check whether the given value is the solution of the equation.	SUMMER BREAK	SUMMER BREAK	SUMMER BREAK	*Recalls variables, constants, expression and equations.  * Writes equations for the given statement and vice versa.

<p><b>SCIENCE</b></p>	<p><b>CHAPTER 3 - FIBRE TO FABRIC -</b></p> <p><b>(HANDOUT)</b></p>	<p><b>CHAPTER 3 - FIBRE TO FABRIC -</b></p> <p><b>(HANDOUT)</b></p>	<p><b>SUMMER BREAK</b></p>	<p><b>SUMMER BREAK</b></p>	<p><b>SUMMER BREAK</b></p>	<ul style="list-style-type: none"> <li>• Understand more about animal fibres.</li> <li>• Learn the production of wool.</li> <li>• Differentiate the different types of wool.</li> <li>• Understand the life cycle of silkworm.</li> <li>• Learn the production of silk.</li> <li>• Understand the different types of silk fabric.</li> <li>• Analyse the safety and health measures while working in the silk industry.</li> </ul>
<p><b>SOCIAL SCIENCE</b></p>	<p>Gender</p>	<p>Rulers and Buildings</p>	<p>SUMMER BREAK</p>	<p>SUMMER BREAK</p>	<p>SUMMER BREAK</p>	<p>Are able to learn about gender inequalities in society. Students will understand the value of housework done by women. Are able to explain about different rulers. Students will understand about the different architectural style during this period</p>
<p><b>MALAYALAM 2<sup>ND</sup> LANGUAGE</b></p>	<p>പാഠം- 3 ആദ്യത്തെ ചിലന്തി  * പദശുദ്ധി</p>	<p>* പക്ഷികൾ * മൃഗങ്ങൾ</p>	<p>SUMMER BREAK</p>	<p>SUMMER BREAK</p>	<p>SUMMER BREAK</p>	<p>* മലയാളവുമായി ബന്ധപ്പെട്ട പൊതുവായ അറിവുകൾ നേടുന്നു.  * ഭാഷാപ്രകാശനശേഷി നേടുന്നു.</p>

	* വാക്യശുദ്ധി * വാക്യരചന					
<b>HINDI</b> <b>2<sup>ND</sup> LANGUAGE</b>	प्रश्नोत्तर/व्याकरण वचन, कारक, भाववाचक संज्ञा, विज्ञापन।	रचनात्मक कार्य- लेखन कौशल- विज्ञापन, अनुच्छेद ,अनौपचारिक पत्र।	<b>SUMMER BREAK</b>	<b>SUMMER BREAK</b>	<b>SUMMER BREAK</b>	*लेखन कला कौशलों में निपुण बनेगे तथा हिन्दी वाक्य संरचना का ज्ञान प्राप्त कर अपने हिन्दी लेखन कला को परिष्कृत होगी।  *विज्ञापन रचनात्मक कौशल का विकास
<b>FRENCH</b> <b>2<sup>ND</sup> LANGUAGE</b>	<b>L-8-Les repas PRE-MID TERM les articles definis et les articles partitifs-revision</b>	<b>L-8-Les repas continues.. articles definis et les articles partitifs-revision</b>	<b>SUMMER BREAK</b>	<b>SUMMER BREAK</b>	<b>SUMMER BREAK</b>	<ul style="list-style-type: none"> <li>able to use and identify definite articles and partitive articles in French</li> </ul>
<b>MALAYALAM</b> <b>3<sup>RD</sup> LANGUAGE</b>	പാഠം- 3 ഓണപ്പാട്ടുകൾ * പദശുദ്ധി * വാക്യശുദ്ധി	* അവധാരണം	<b>SUMMER BREAK</b>	<b>SUMMER BREAK</b>	<b>SUMMER BREAK</b>	* മലയാളവുമായി ബന്ധപ്പെട്ട പൊതുവായ അറിവുകൾ നേടുന്നു.

<b>HINDI</b> 3 <sup>RD</sup> LANGUAGE	तेनालीराम की चतुराई	तेनालीराम की चतुराई	SUMMER BREAK	SUMMER BREAK	SUMMER BREAK	व्यक्तिगत वाचन कला का विकास होगा ।
<b>SANSKRIT</b> 3 <sup>RD</sup> LANGUAGE	पाठ 3 - लङ्-लकार: (मध्यमः पुरुषः) शब्द-शक्तिः ,नई धातुएँ	पाठ 3 - लङ्-लकार: (मध्यमः पुरुषः) व्याकरणम् ,नए अव्यय, अभ्यास	SUMMER BREAK	SUMMER BREAK	SUMMER BREAK	लङ्-लकारस्य (उत्तमपुरुषस्य) सम्यक् ज्ञानमागच्छति । नूतनशब्दानां, क्रियापदानां ,अव्ययानां च ज्ञानं, वाक्य-निर्माणस्याभ्यासः ।
<b>ARABIC</b> 3 <sup>RD</sup> LANGUAGE	في الحافلة	المراجعة	SUMMER BREAK	SUMMER BREAK	SUMMER BREAK	قَدِرُ الطُّلَّابِ انْ يَقُولِ الْأَفْظَاءَ مَعَ النَّطْقِ الصَّحِيحِ
<b>COMPUTER SCIENCE</b>	HYPERLINK IN HTML & HYPERLINK WITH CSS					Students will learn to create hyperlink with CSS in HTML.
<b>ART</b>	Students complete all their incomplete artworks.	SUMMER BREAK	SUMMER BREAK	SUMMER BREAK	SUMMER BREAK	Students complete all their pending artworks.
<b>WESTERN MUSIC</b>	CYCLE OF NOTES	SUMMER BREAK	SUMMER BREAK	SUMMER BREAK	SUMMER BREAK	
<b>DANCE</b>	PRE MID TERM GRADING	SUMMER BREAK	SUMMER BREAK	SUMMER BREAK	SUMMER BREAK	

<b>PHYSICAL EDUCATION</b>	The full practice of breathing warm ups	Pre mid term assessment	Pre mid term assessment			
---------------------------	-----------------------------------------	-------------------------	-------------------------	--	--	--

 <b>Indian School Wadi Kabir</b> <b>Class: VII</b> <b>ISWK SHARING KNOWLEDGE</b> <b>(Monthly Plan - August 2023)</b>						
<b>SUBJECTS</b>	<b>Week - 1</b>	<b>Week - 2</b>	<b>Week - 3</b>	<b>Week - 4</b>	<b>Week - 5</b>	<b>Learning Outcomes</b>
<b>ENGLISH</b>	LIT: Doctor Dolittle	WRITING: Story Writing	GRAMMAR: Tenses	MCB: Somebody's Mother	MCB: Face on the Wall	<p>*Develop reading skills and fluency. Analyze the story to see which details are important to answer the questions. Learn to be kind and understanding towards animals and birds. Learning an animal or bird language can be fun.</p> <p>*Format, content, basic elements, sample and exercises.</p> <p>*Introduction , theme, literary devices, vocabulary, question and answers.</p> <p>*Introduction, sequence of events, character sketch, question and answers</p>

<p><b>MATHEMATICS</b></p>	<p><b>SIMPLE EQUATIONS</b></p> <p>Solving equations using the method of balancing and transposition.</p>	<p><b>SIMPLE EQUATIONS</b></p> <p>* Application of simple equation in practical situation</p>	<p><b>LINES AND ANGLES:</b></p> <p>*Introduction  *Complementary and  *Supplementary angles.  * Adjacent angles.  * Linear pair.  *Intersecting lines and transversal.</p>	<p><b>LINES AND ANGLES:</b></p> <p>*Angles formed by parallel lines.</p> <p><b>RATIONAL NUMBERS</b></p> <p>*Introduction</p>	<p><b>RATIONAL NUMBERS</b></p> <p>*Positive and Negative Rational numbers.  *Equivalent Rational numbers  * Number line  *Standard form  *Comparison  *Inserting Rational numbers between two rational numbers.</p>	<p>*Identifies the different methods of solving equations.  * Solves application based questions using the method of transposition.  *Recalls different types of angles.  * Differentiates between complementary and supplementary angles.  *Identifies adjacent angles and linear pairs.  *Identifies angles formed by a transversal.  *Identifies Rational numbers-Positive and negative .  *Understands the concept of equivalent rational numbers.  *Represents rational numbers on a number line.  *Identifies the standard form of a rational number.  *Compare given rational numbers.  *Inserts Rational numbers between two given rational numbers.</p>
---------------------------	----------------------------------------------------------------------------------------------------------	-----------------------------------------------------------------------------------------------	------------------------------------------------------------------------------------------------------------------------------------------------------------------------------------------------	------------------------------------------------------------------------------------------------------------------------------	-----------------------------------------------------------------------------------------------------------------------------------------------------------------------------------------------------------------------------------------	--------------------------------------------------------------------------------------------------------------------------------------------------------------------------------------------------------------------------------------------------------------------------------------------------------------------------------------------------------------------------------------------------------------------------------------------------------------------------------------------------------------------------------------------------------------------------------------------------------------------------------------------------------------------------------------------------------------



<p><b>SCIENCE</b></p>	<p><b>CHAPTER 16 &amp; 18 WATER: A PRECIOUS RESOURCE AND WASTEWATER STORY</b></p>	<p><b>CHAPTER 16 &amp; 18 WATER: A PRECIOUS RESOURCE AND WASTEWATER STORY</b></p> <p><b>CHAPTER 13 - MOTION AND TIME -</b> Introduction, (Table-13.1), Slow or fast, Measurement of time (Act-13.2, Table-13.2)</p>	<p><b>CHAPTER 13 - MOTION AND TIME (contd) –</b> Units of time and speed, Measuring speed, distance and time-numerical (Table-13.3, 13.4) Distance-time graph.</p> <p><b>Textbook Exercises and worksheet discussion.</b></p>	<p><b>CHAPTER 8 - WIND, STORMS AND CYCLONES -</b> Introduction, Air exerts pressure, High-speed winds are accompanied by reduced air pressure.</p>	<p><b>CHAPTER 8 - WIND, STORMS AND CYCLONES (contd) –</b> Thunderstorms and Cyclones, and Destruction caused by cyclones. Safety measures, advanced technology.</p> <p><b>Textbook Exercises and worksheet discussion.</b></p>	<ul style="list-style-type: none"> <li>• To recognise the importance of water.</li> <li>• To identify the sources and distribution of water on earth.</li> <li>• To describe the process of wastewater treatment.</li> <li>• To get awareness on sanitation and sewage disposal.</li> <li>• To recognise methods of water conservation- rainwater harvesting.</li> <li>• Understand the difference between slow and fast motion.</li> <li>• Explain the different methods to measure time.</li> <li>• Understand the different characteristics of a simple pendulum.</li> <li>• Identify the different units for measuring time, distance and speed.</li> <li>• Solve numericals based on speed.</li> <li>• Plot the distance-time graph for given data.</li> <li>• To explain air pressure and identify applications of air pressure in everyday life.</li> <li>• To recognise that high speed winds are always accompanied by reduced air pressure.</li> <li>• To understand the formation and effects of a cyclone and thunderstorm</li> <li>• To identify the devices used to measure the wind speed and direction.</li> </ul>
-----------------------	-----------------------------------------------------------------------------------	-------------------------------------------------------------------------------------------------------------------------------------------------------------------------------------------------------------------------	---------------------------------------------------------------------------------------------------------------------------------------------------------------------------------------------------------------------------------------	--------------------------------------------------------------------------------------------------------------------------------------------------------	------------------------------------------------------------------------------------------------------------------------------------------------------------------------------------------------------------------------------------	------------------------------------------------------------------------------------------------------------------------------------------------------------------------------------------------------------------------------------------------------------------------------------------------------------------------------------------------------------------------------------------------------------------------------------------------------------------------------------------------------------------------------------------------------------------------------------------------------------------------------------------------------------------------------------------------------------------------------------------------------------------------------------------------------------------------------------------------------------------------------------------------------------------------------------------------------------------------------------------------------------------------------------------------------------------------------------------------------------------------------------


						<ul style="list-style-type: none"> <li>To recognise advanced technologies to monitor cyclones.</li> </ul>
<b>SOCIAL SCIENCE</b>	The Mughal Empire	The Mughal Empire	Our Changing Earth	Towns, Traders and Craftspersons	Towns, Traders and Craftspersons	<p>Are able to explain about different Mughal rulers.</p> <p>Students will explain about the military campaigns of the Mughals.</p> <p>Will be able to recall and recognize the earth movements.</p> <p>Will be able to recognize and explain the difference between the endogenic and exogenic forces.</p> <p>Students will explain capital towns, port towns &amp; pilgrimage towns.</p> <p>Students will explain about the new towns of Shahjahanabad &amp; Hyderabad.</p>
<b>MALAYALAM 2<sup>ND</sup> LANGUAGE</b>	പാഠം - 4 അണിഞ്ഞൊരുങ്ങൽ	പാഠം - 4 അണിഞ്ഞൊരുങ്ങൽ  * മലയാള മാസങ്ങൾ	പാഠം - 4 അണിഞ്ഞൊരുങ്ങൽ  * പദശുദ്ധി  * വാക്യശുദ്ധി  * വാക്യരചന  * ബന്ധങ്ങൾ	പാഠം - 5 അറബിക്കഥ  *അവധാരണം	പാഠം - 5 അറബിക്കഥ  * പദശുദ്ധി  * വാക്യശുദ്ധി  * വാക്യരചന	<p>* കവിയുടെ ആശയം ഗ്രഹിക്കുന്നു മൂല്യങ്ങളുടെ മഹത്വം മനസ്സിലാക്കുന്നു.</p> <p>* കഥ വായിച്ച് ആശയം മനസ്സിലാക്കുന്നു.</p> <p>*വാക്യലേഖന, ഭാഷാശുദ്ധി എന്നിവ അറിയുന്നു</p>

<p><b>HINDI</b> <b>2<sup>ND</sup> LANGUAGE</b></p>	<p>पाठ-4. भोर और बरखा (कविता)</p>	<p>(सतत-- व्याकरण-विलोम, पर्याय, अनेकार्थी</p>	<p>प्रश्नोत्तर-मौखिक/लिखित</p>	<p>लेखन कौशल- संवाद/ अनुच्छेद</p>	<p>पाठ-5. अपूर्व अनुभव (संस्मरण)</p>	<p>*लय व ताल के साथ दोहों को गाना ,सुनकर बोलना , कृष्ण कथा की किसी भी घटना की जानकारी प्राप्त करेंगे।</p> <p>*व्याकरणिक शब्दों की जानकारी   भाषा की समझ व रचनात्मकता का विकास  </p> <p>*लेखन कला कौशलों में निपुण बनेंगे तथा हिन्दी वाक्य संरचना का ज्ञान प्राप्त कर अपने हिन्दी लेखन कला को परिष्कृत होगी।</p> <p>*छात्र प्रवाह पूर्वक पढ़ने, बोलने तथा लिखने, की क्षमता का विकास करना। शब्द भंडार में वृद्धि करना। पाठ के माध्यम से तर्क शक्ति एवं कल्पना शक्ति का विकास करना।</p>
<p><b>FRENCH</b> <b>2<sup>ND</sup> LANGUAGE</b></p>	<p><b>L-9-Ma maison reading text and translation in English, object of the home.</b></p>	<p><b>L-9-Ma maison continues..</b> <b>les adjectifs possessifs en francais</b></p>	<p><b>L-9-Ma maison continues..</b> <b>les adjectifs possessifs en francais</b></p>	<p><b>L-9-Ma maison continues..</b> <b>irregular verb-Voir to conjugate</b></p>	<p><b>L-9-Ma maison continues..</b> <b>irregular verb-Voir and some other irregular verbs in French to conjugate</b></p>	<ul style="list-style-type: none"> <li>● learning how to use objects of the home and make phrases in French</li> <li>● Able to use expressions in French phrases</li> </ul>

<b>MALAYALAM</b> <b>3<sup>RD</sup> LANGUAGE</b>	പാഠം - 4 കനിവിന്റെ മാലാഖ വാക്യശ്രദ്ധി പദശ്രദ്ധി	പാഠം - 4 കനിവിന്റെ മാലാഖ വാക്യശ്രദ്ധി പദശ്രദ്ധി	പാഠം - 5 പുഞ്ചിരി വാക്യശ്രദ്ധി പദശ്രദ്ധി	പാഠം - 5 പുഞ്ചിരി വാക്യശ്രദ്ധി പദശ്രദ്ധി	പാഠം - 5 പുഞ്ചിരി വാക്യശ്രദ്ധി പദശ്രദ്ധി	കവിതയുടെ ആശയം മനസ്സിലാക്കുന്നു കവിത വായിക്കാൻ പ്രാപ്തമാകുന്നു വാക്യഘടന, ഭാഷാശ്രദ്ധി എന്നിവ അറിയുന്നു
<b>HINDI</b> <b>3<sup>RD</sup> LANGUAGE</b>	तीज (त्यौहार)	तीज (त्यौहार)	व्याकरण तथा रचना	व्याकरण तथा रचना	अनुच्छेद व चित्र वर्णन	*भारत के विभिन्न त्यौहारों का ज्ञान होगा । * लेखन कौशल का विकास होगा । *पाठ से संबन्धित सभी अभ्यास का ज्ञान होगा । *व्याकरणिक इकायों का सैधांतिक ज्ञान होगा ।
<b>SANSKRIT</b> <b>3<sup>RD</sup> LANGUAGE</b>	पाठ 3 - लङ्-लकारः (मध्यमःपुरुषः)(क्रमशः ) व्याकरणम्, अभ्यास कार्यपत्रिका	पाठ 4 -लङ् लकारः (उत्तमः पुरुषः) पठन-पाठन, शब्द- शक्तिः, नई धातुएँ	पाठ 4 -लङ् लकारः (उत्तमः पुरुषः) नएअव्यय,सन्धियु क्त शब्द ,उपसर्ग	पाठ 4 -लङ् लकारः (उत्तमः पुरुषः) अभ्यास	पाठ 4 -लङ् लकारः (उत्तमः पुरुषः) कार्यपत्रिका	लङ्-लकारस्य (उत्तमपुरुषस्य ) ज्ञानम्  नवीनशब्दानां,सन्धियुक्तशब्दानां, नवीनधातूनां,अव्ययानां च प्रयोगज्ञानम्   व्याकरणं प्रति रुच्युत्पादनम्
<b>ARABIC</b> <b>3<sup>RD</sup> LANGUAGE</b>	الأُسْرَة	الأُسْرَة	جَمَارٌ ضَعِيفٌ	النَّشِيدَة	النَّشِيدَة	يكون المدرس المناقشة بين الطلاب عن الدراسة فَهْمُ الطُّلُبِ ان الدرس الكلمات السهلة النحو
<b>COMPUTER</b> <b>SCIENCE</b>	Embedding Audio & Video,Creating frames	Forms in HTML,input controls,Text	CHAPTER 11:Future of	Future Prospects of AI		Students will learn the future prospects of AI.

		input control & Password input control.	Artificial Intelligence			
<b>ART</b>	Introduction - Study on various subjects related to daily life	to draw an outline for the chosen topic	to colour the chosen topic	Continued	Complete with the finer details as required.	Students learn to compose a simple landscape and colour it to its detail.
<b>INDIAN MUSIC</b>	Choir practice for INDEPENDENCE Day.	Choir practice for INDEPENDENCE Day.	Choir practice for INDEPENDENCE Day.	Review of Instruments and Swaras. Voice training and review of Instruments	Review of Instruments and Swaras. Voice training and review of Instruments	Orchestra and Choir practice for the 15th August.  Review of old materials. Grading for Mid Term. Choir practice. Grading for Mid Term.
<b>WESTERN MUSIC</b>	RHYTHM TREE	RHYTHM TREE DOTTED TREE	RHYTHM TREE	RHYTHM TREE DOTTED TREE	RHYTHM TREE DOTTED TREE	REST RELATIONSHIPS BAR LINES BAR NUMBERS TIME SIGNATURES SIMPLE AND COMPOUND TIME

<b>DANCE</b>	Semi classical dance	freestyle dance	Semi classical dance	"Practices for upcoming dance competition"	"Practices for upcoming dance competition"	stretching exercise hand moves semi classical hand moves MOVES WITH SONG
<b>PHYSICAL EDUCATION</b>	<b>Fitness Assessment - SPEED</b>	<b>Fitness Assessment - - Endurance</b>	<b>Fitness Assessment - Flexibility</b>	<b>Health Status- Height and Weight measurement</b>		Students will achieve the strength, balance and agility

	<h2 style="margin: 0;">Indian School Wadi Kabir</h2> <p style="margin: 0;"><b>Class: VII</b></p> <p style="margin: 0;"><b>ISWK SHARING KNOWLEDGE</b></p> <p style="margin: 0;"><b>(Monthly Plan - September 2023)</b></p>					
	<b>SUBJECTS</b>	<b>Week - 1</b>	<b>Week - 2</b>	<b>Week - 3</b>	<b>Week - 4</b>	<b>Week - 5</b>
<b>ENGLISH</b>	MCB: The Face on the Wall	REVISION	MIDTERM EXAM	MIDTERM EXAM	MIDTERM EXAM	*Introduction, sequence of events, character sketch, question and answers
<b>MATHEMATICS</b>	<b>Rational Numbers:</b>  *Operation on rational	<b>Rational Numbers:</b>	MIDTERM EXAM	MIDTERM EXAM	MIDTERM EXAM	*Inserts Rational numbers between two given rational numbers. *Understands operations on Rational numbers.

	numbers-Addition and subtraction	Multiplication and division of rational numbers.  REVISION FOR MIDTERM EXAM				
<b>SCIENCE</b>	<b>REVISION</b>	<b>REVISION</b>	<b>MID TERM EXAM</b>	<b>MID TERM EXAM</b>	<b>MID TERM EXAM</b>	
<b>SOCIAL SCIENCE</b>	How the State Government Works	REVISION	MID TERM EXAM	MID TERM EXAM	MID TERM EXAM	Are able to recall and recognize the term “constituency”. Are able to explain the responsibilities of MLAs.
<b>MALAYALAM 2<sup>ND</sup> LANGUAGE</b>	പാഠം - 5 അറബിക്ലമ * പദശുദ്ധി * വാക്യശുദ്ധി * വാക്യരചന	<b>Revision</b>	<b>MID-TERM ASSESSMENT</b>	<b>MID-TERM ASSESSMENT</b>	<b>MID-TERM ASSESSMENT</b>	പാഠഭാഗം മനസ്സിലാക്കുന്നു. വ്യാകരണസവിശേഷതകൾ വേർതിരിച്ചറിയുന്നു.
<b>HINDI 2<sup>ND</sup> LANGUAGE</b>	व्याकरण-सर्वनाम, वाक्यांश,वाक्यशु द्धि ।	लेखन कौशल	कंचा (कहानी (द्वुत पठन)	<b>Mid Term Exam</b>	<b>Mid Term Exam</b>	*व्याकरणिक शब्दों की जानकारी   भाषा की समझ व रचनात्मकता का विकास    *लेखन कला कौशलों में निपुण बनेगे तथा हिन्दी वाक्य संरचना का ज्ञान प्राप्त कर अपने हिन्दी लेखन कला को परिष्कृत

						होगी   विज्ञापन रचनात्मक कौशल का विकास
<b>FRENCH</b> <b>2<sup>ND</sup> LANGUAGE</b>	L-10-Une lettre de Rouen reading text and translation in English, object of the home.	L-10-Une lettre de Rouen les verbes-RE ending regular and irregular	L-10-Une lettre de Rouen les verbes-RE ending regular and irregular	L-10-Une lettre de Rouen les verbes-RE ending regular and irregular	L-10-Une lettre de Rouen les verbes-RE ending regular and irregular eg vendre entendre repondre rendre etc..	<ul style="list-style-type: none"> <li>• Able to conjugate RE ending verbs in simple present</li> <li>• knowing France and its regions supermarkets cities monuments etc</li> </ul>
<b>MALAYALAM</b> <b>3<sup>RD</sup> LANGUAGE</b>	പാഠം - 5 പുഞ്ചിരി * വാക്യശുദ്ധി * പദശുദ്ധി	<b>Revision</b>	<b>MID-TERM ASSESSMENT</b>	<b>MID-TERM ASSESSMENT</b>	<b>MID-TERM ASSESSMENT</b>	പാഠഭാഗം വായിച്ച് മനസ്സിലാക്കുന്നു. ഭാഷാപരമായ സവിശേഷതകൾ വേർതിരിച്ചറിയുന്നു.
<b>HINDI</b> <b>3<sup>RD</sup> LANGUAGE</b>		पुनरावृत्ति	<b>MID-TERM ASSESSMENT</b>	<b>MID-TERM ASSESSMENT</b>	<b>MID-TERM ASSESSMENT</b>	





<b>DANCE</b>	MID TERM GRADING	MID TERM GRADING	MID TERM GRADING	MID TERM GRADING	MID TERM GRADING	MID TERM GRADING
<b>PHYSICAL EDUCATION</b>	MID TERM EXAMS , HEALTH STATUS	MID TERM EXAMS , HEALTH STATUS	MID TERM EXAMS , HEALTH STATUS	MID TERM EXAMS , HEALTH STATUS		

	<p style="text-align: center;"><b>Indian School Wadi Kabir</b>  <b>Class: VII</b>  <b>ISWK SHARING KNOWLEDGE</b>  <b>(Monthly Plan - October 2023)</b></p>					
<b>SUBJECTS</b>	<b>Week - 1</b>	<b>Week - 2</b>	<b>Week - 3</b>	<b>Week - 4</b>	<b>Week - 5</b>	<b>Learning Outcomes</b>
<b>ENGLISH</b>	LIT: In the Bazaars of Hyderabad	WRITING: Paragraph Writing	GRAMMAR: Reported Speech	MCB: Malgudi Cricket Club	GRAMMAR: Preposition	*To appreciate the poem. To enable students to capture the central idea of the poem. To enable students to read the poem with correct rhyme and rhythm. Understand and Learn the poetic devices.

						<p>*To learn the format for paragraph writing. Seeing a sample, to understand the way content is organized.</p> <p>* Understand the rules and definition of reported speech. Understand the situation where Reported Speech can be used. Recognize the differences between direct and indirect speech. Covert direct speech to indirect speech.</p> <p>*Learn new words and infer their meanings. To read aloud with expressions and comprehend its central idea.</p> <p>* Identify and define Preposition. Distinguish prepositions of time and place. Use prepositions effectively in a sentence</p>
<b>MATHEMATICS</b>	<p><b>Triangles &amp; Its properties</b></p> <p>*introduction</p> <p>*Median &amp; Altitude of a triangle.</p>	<p><b>Triangles &amp; Its properties</b></p> <p>*Angle sum property.</p> <p>*Special Triangles-Isosceles &amp; Equilateral triangle.</p>	<p><b>Triangles &amp; Its properties:</b></p> <p>*Pythagoras property</p> <p>*Application in practical situation</p>	<p><b>Congruence of Triangles:</b></p> <p>*Similar and congruent objects</p> <p>*Congruence of- plane figures, line segments, angles.</p>	<p><b>Congruence of Triangles:</b></p> <p>Criteria for congruence of Triangles- ASA, RHS.</p> <p>Application of</p>	<p>*Compare different triangles and classify them on the basis of their sides and angles.</p> <p>*Describe median/altitude of a triangle and identify it for the given triangle.</p> <p>*Apply the exterior angle property of a triangle and find the measure of the unknown angle in the given triangle.</p> <p>*Apply the angle sum property of a triangle and find the measure of unknown angle.</p>

	<p>*Exterior angle property of a triangle</p>			<p>*Congruence of Triangles.</p> <p>Criteria for congruence of Triangles -SSS, SAS, ASA and RHS</p>	<p>congruence - Worksheet</p>	<p>*Use appropriate property and determine the measure of the unknown angle(s) in the given figure.</p> <p>*Apply the property of lengths of sides of a triangle and determine whether a triangle is possible for the given side lengths or not.</p> <p>*Apply the Pythagoras property and verify whether the triangle for the given side lengths will be right angled triangle or not.</p> <p>*Apply the Pythagoras property and find the length of the unknown side in a right-angled triangle.</p> <p>*Give example(s) and discuss the congruence of triangles and its corresponding parts under a given correspondence.</p> <p>*Use SSS/SAS/ASA/RHS Congruence criterion and examine whether the given triangles are congruent or not.</p>
--	-----------------------------------------------	--	--	-----------------------------------------------------------------------------------------------------	-------------------------------	------------------------------------------------------------------------------------------------------------------------------------------------------------------------------------------------------------------------------------------------------------------------------------------------------------------------------------------------------------------------------------------------------------------------------------------------------------------------------------------------------------------------------------------------------------------------------------------------------------------------------------------------------------------------------------------------------------------------------------------------

<p><b>SCIENCE</b></p>	<p><b>CHAPTER 15 - LIGHT -</b> Introduction, Light travels in a straight line, Reflection of light, (Act-15.1, Reflection of light, (Act -15.2, 15.3), terms related to reflection, laws of reflection, Right or left (15.4)</p>	<p><b>CHAPTER 15 - LIGHT (contd) -</b> Playing with spherical mirrors, (Act-15.5,15.7), Sunlight – white or coloured.</p> <p><b>Textbook Exercises and worksheet discussion.</b></p> <p><b>CHAPTER 6 – PHYSICAL AND CHEMICAL CHANGES –</b> Introduction, Physical changes (Act-6.1, 6.2, 6.3, 6.4, 6.5).</p>	<p><b>CHAPTER 6 – PHYSICAL AND CHEMICAL CHANGES (contd) –</b> Chemical change (Act-6.6, 6.7, 6.8), Rusting of iron, crystallisation (Only definition).</p>	<p><b>CHAPTER 6 - PHYSICAL AND CHEMICAL CHANGES (contd) -</b></p> <p><b>Textbook exercise and worksheet discussion</b></p> <p><b>CHAPTER 5 - ACIDS, BASES AND SALTS -</b> Introduction, acids and bases, Natural indicators around us- litmus, turmeric, china rose.</p>	<p><b>CHAPTER 5 - ACIDS, BASES AND SALTS (contd)</b> - Neutralisation, neutralisation reactions in everyday life.</p> <p><b>Textbook exercises and worksheet discussion.</b></p>	<ul style="list-style-type: none"> <li>• Analyse the reflection of light by a plane mirror.</li> <li>• Understand the laws of reflection from a plane mirror.</li> <li>• Understands spherical mirrors and its properties.</li> <li>• Recognise the uses of mirrors.</li> <li>• Differentiates physical changes from other changes in order to characterise the common feature of physical changes.</li> <li>• To study the concepts of acids and bases.</li> <li>• To differentiate between acids and bases.</li> <li>• To classify the given substances based on the colour change with the indicators.</li> <li>• To understand neutralisation reactions.</li> <li>• To describe the formation of salts.</li> </ul>
<p><b>SOCIAL SCIENCE</b></p>	<p>Air</p>	<p>Tribes, Nomads and Settled Communities</p>	<p>Tribes, Nomads and Settled Communities / Understanding Media</p>	<p>Understanding Media / Water</p>	<p>Water</p>	<p>Students will be able to explain the composition of atmosphere To recognize the structure of the atmosphere. Students will be able to explain the nature of diverse tribal communities that exist in India. To recall and recognize the term “media”.</p>

						To identify the major oceans of the world.
<b>MALAYALAM</b> <b>2<sup>ND</sup> LANGUAGE</b>	പാഠം - 6 ബുദ്ധിമാനായ ന്യായാധിപൻ	പാഠം - 6 ബുദ്ധിമാനായ ന്യായാധിപൻ	പാഠം - 6 ബുദ്ധിമാനായ ന്യായാധിപൻ * പദശുദ്ധി * വാക്യശുദ്ധി * വാക്യരചന	പാഠം - 7 യാത്രാമൊഴി * പഴങ്ങൾ * പച്ചക്കറികൾ	പാഠം - 7 യാത്രാമൊഴി * പദശുദ്ധി * വാക്യശുദ്ധി * വാക്യരചന	* പാഠഭാഗം മനസ്സിലാക്കണം. * വ്യാകരണസവിശേഷതകൾ വേർതിരിച്ചറിയുന്നു. * വിവിധ ഭാഷാ രൂപങ്ങൾ പരിചയപ്പെടുന്നു
<b>HINDI</b> <b>2<sup>ND</sup> LANGUAGE</b>	पाठ7.हम पंछी उन्मुक्त के (कविता)	(सतत-) प्रश्नोत्तर व्याकरण-विलोम,अने कार्थी	पाठ8.मिठाईवाला (कहानी)	(सतत-) प्रश्नोत्तर व्याकरण-विशेषण, वाक्य शुद्धि,	रचनात्मक कार्य-चित्र वर्णन	*पाठन कौशल का विकास। अर्थग्रहण की क्षमता का विकास होगा। *प्रश्नों के अर्थग्रहण कर लिखित अभिव्यक्ति होगी। *व्याकरणिक इकाईओं का विकास होगा। *पाठन कौशल का विकास। शब्द भंडार में वृद्धि करना कहानी को सहज और सरल ढंग से समझेंगे। *बचपन के दिनों की याद दिलाना ,खेल-कूद का महत्व जानना। *लेखन कला कौशलों में निपुण होंगे।चित्र वर्णन करने की विधि का ज्ञान।
<b>FRENCH</b> <b>2<sup>ND</sup> LANGUAGE</b>	L-0-La France, qu'est-ce que c'est?	L-0-La France, qu'est-ce que	L-1-La Rentrée reading text in French and	L-1-La Rentrée	L-1-La Rentrée	<ul style="list-style-type: none"> <li>• Able to know about French culture and civilization is famous and rich in the world.</li> </ul>

	reading text in French and translation in English	c'est? continues.. French monuments, cheeses etc	translation in English, french articles and the verbs	reading text in French and translation in English, french articles and the verbs	adverbs of quantity in French	<ul style="list-style-type: none"> <li>• Able to how to use and place adverbs of quantity in French</li> <li>• Students are able to make negative phrases in French</li> </ul>
<b>MALAYALAM</b> <b>3<sup>RD</sup> LANGUAGE</b>	പാഠം - 6 കുത്ത് വാക്യശൃംഖല പദശൃംഖല	പാഠം - 6 കുത്ത് വാക്യശൃംഖല പദശൃംഖല	പാഠം - 6 കുത്ത് വാക്യശൃംഖല പദശൃംഖല * ആഴ്ചയിലെ ദിവസങ്ങൾ	പാഠം - 7 വൃദ്ധയുടെ പണസഞ്ചി വാക്യശൃംഖല പദശൃംഖല	പാഠം - 7 വൃദ്ധയുടെ പണസഞ്ചി വാക്യശൃംഖല പദശൃംഖല	*പാഠഭാഗം മനസ്സിലാക്കുന്നു. വ്യാകരണസവിശേഷതകൾ *വേർതിരിച്ചറിയുന്നു. വിവിധ രചനാ രൂപങ്ങൾ പരിചയപ്പെടുന്നു
<b>HINDI</b> <b>3<sup>RD</sup> LANGUAGE</b>	अनुशासन का महत्व	अनुशासन का महत्व	व्याकरण तथा रचना	व्याकरण तथा रचना	अनुच्छेद, चित्र वर्णन, कार्य पत्रिका	*श्रवण , वाचन , मनन कला का विकास होगा । *अर्थग्रहण क्षमता का विकास कराना , प्रश्नोत्तर बोध कराना , कहानी पाठ व लेखन के प्रति प्रेरित होगा ।
<b>SANSKRIT</b> <b>3<sup>RD</sup> LANGUAGE</b>	पाठ-6 संख्या ज्ञानम्   शब्दशक्तिः	पाठ-6 संख्या ज्ञानम्   अभ्यास, कार्यपत्रिका	पाठ-7 सुवचनानि   शब्द शक्तिः नए अव्यय, नई धातुएँ	पाठ-7 सुवचनानि व्याकरणम्, संयोगयुक्त शब्द, सन्धियुक्त शब्द	पाठ-7 सुवचनानि अभ्यास कार्यपत्रिका	संख्यावाची, शब्दानां, वाक्येषु प्रयोगज्ञानम्   वाक्यशोधनक्षमता   संस्कृतं प्रति अनुरागोत्पादनम्   गुण-दोष निरीक्षणाय क्षमताप्रदानम्   उच्चारणस्याभ्यासः

ARABIC 3 <sup>RD</sup> LANGUAGE	الْوَحْدَةُ الثَّلَاثَةُ	مُدَكَّر مَوْنَت ( تانحو )	مُدَكَّر مَوْنَت ( النحو )	العدد	العدد	ان الطلاب يفهمون المذكر والمؤنث يقدر الطلاب ان يعدد الارقام
COMPUTER SCIENCE	Exposure Sheet,Layers	Frames,Motion Tween&Rotation Tween	Scale Tween & Shear Tween	Opacity Tween & Coloring Tween		Students will understand the various motion Tween.
ART	Introduce Composition in different medium	to introduce oil pastels/ watercolour/ pencil shading depending on convenience	To draw the outline sketch	To colour to its detail.	continued and completed.	Students experiment their artwork with different mediums other than colour pencils.
INDIAN MUSIC	Learning Instruments-- Recorder,Ukulele and percussion.	Choir practice for DEEPAVALI celebration.	Ukulele training. Discussions on Octaves (Saptak)	Learning Motivational songs.	Percussion training.	Review of Instruments and Swaras. Discussions on Octaves or Saptaks and on Scales.



<b>WESTERN MUSIC</b>	CHROMATIC SCALES & INTERVALS	CHROMATIC SCALES & INTERVALS	CHROMATIC SCALES & INTERVALS	CHROMATIC SCALES & INTERVALS	CHROMATIC SCALES & INTERVALS	LEARN MUSIC NOTES IN SHARPS IN ASCENDING FORM ON THE INSTRUMENT
<b>DANCE</b>	Giving topic for the project to be submitted by December	Bharatanatyam steps	Practices for upcoming dance competitions	Practices for upcoming dance competitions and programs	Practices for upcoming dance competitions and programs	HAND MOVES AND LEG MOVE NOTES Bharatanatyam notes  New dance song and spets
<b>PHYSICAL EDUCATION</b>	<b>Introduction to Volleyball</b>	<b>Volleyball rules and regulations</b>	<b>Volleyball Skills</b>	<b>The right techniques of Volleyball</b>	<b>Volleyball history</b>	Students get the knowledge about yoga

# Indian School Wadi Kabir

Class: VII

**ISWK SHARING KNOWLEDGE**  
**(Monthly Plan - November 2023)**

SUBJECTS	Week - 1	Week - 2	Week - 3	Week - 4	Week - 5	Learning Outcomes
<b>ENGLISH</b>	LIT: Time Travelling	Writing: Notice Writing	Grammar: Finite and Non-Finite verbs	Grammar: Finite and Non-Finite verbs	MCB: My Lost Dollar	<p>*Learn new words and infer their meanings. To read aloud with expressions and comprehend its central idea. Understand to learn through visual literacy.</p> <p>*Purpose, Format, Features, Content</p> <p>*Introduction, Definition, Differentiation, Exercises.</p> <p>* Read aloud with expressions and comprehend its central idea. Execute the exercises and Question &amp; Answers.</p>
<b>MATHEMATICS</b>	<p><b>Congruence of Triangles</b></p> <p>*Application questions Worksheet</p>	<p><b>Practical Geometry</b></p> <p>*Construction of Triangles SAS, ASA &amp; RHS criteria.</p>	<p><b>Comparing Quantities:</b></p> <p>*Ratio to percentage</p> <p>*Increase &amp; decrease percentage</p>	<p><b>Comparing Quantities:</b></p> <p>*Profit% and Loss%.</p> <p>*Simple interest</p> <p><b>Perimeter &amp; Area</b></p>	<p><b>Perimeter &amp; Area</b></p> <p>*Area of triangle</p> <p>*Application of area of</p>	<p>*Use any appropriate criterion of congruency and check whether the given triangles are congruent or not.</p> <p>*Use a ruler and compass and construct a line parallel to another line through a point not on the line.</p>

	<p><b>Practical Geometry:</b></p> <p>*Construction of parallel lines</p> <p>*Construction of Triangles - SSS</p>	<p><b>Comparing Quantities:</b></p> <p>*Ratio</p> <p>*Percentage</p> <p>*Conversion of fraction &amp; decimal</p>	<p>*Prices related to buying and selling CP, SP, Profit and Loss.</p>	<p>*Introduction</p> <p>*Area of parallelogram</p>	<p>parallelogram &amp; triangle</p>	<p>*List and execute steps and construct a triangle given the measures of its three sides.</p> <p>*List and execute steps and construct a triangle when any of its two lengths and an angle between them is given.</p> <p>*List and execute steps and construct a triangle when any of its two angles and the side included between them is given.</p> <p>*List and execute steps and construct a right-angled triangle when the length of one leg and its hypotenuse are given.</p> <p>*Recalls to Compare quantities and represent them as a ratio.</p> <p>*Convert denominators of fractions into 100 and represent them in percentages.</p> <p>*Understands to convert fractional numbers/decimals to percentage.</p> <p>*Convert percentages to fractions or decimals and solve real life problems.</p> <p>*Interpret percentage given in a statement and infer meaning of the statement.</p> <p>*Convert percentage into number and know how many of a given situation.</p>
--	------------------------------------------------------------------------------------------------------------------	-------------------------------------------------------------------------------------------------------------------	-----------------------------------------------------------------------	----------------------------------------------------	-------------------------------------	-----------------------------------------------------------------------------------------------------------------------------------------------------------------------------------------------------------------------------------------------------------------------------------------------------------------------------------------------------------------------------------------------------------------------------------------------------------------------------------------------------------------------------------------------------------------------------------------------------------------------------------------------------------------------------------------------------------------------------------------------------------------------------------------------------------------------------------------------------------------------------------------------------------------------------------------------------------------------------------

						<ul style="list-style-type: none"><li>*Convert ratios to percentages and solve problems based on real life.</li><li>*Calculate increase or decrease in quantity as percentage and examine change in quantity based on real life problems.</li><li>*Calculate cost and selling price and determine profit/loss percentage.</li><li>*Understand the concept of simple interest and interpret real life problems.</li><li>*Develop and apply a formula and determine the area of a parallelogram.</li><li>*Compare the area of a triangle and its corresponding parallelogram and discuss their relation.</li><li>* Applies the above knowledge to compute the area of parallelogram/triangle.</li></ul>
--	--	--	--	--	--	-------------------------------------------------------------------------------------------------------------------------------------------------------------------------------------------------------------------------------------------------------------------------------------------------------------------------------------------------------------------------------------------------------------------------------------------------------------------------------------------------------------------------------------------------------------------------------------------------------------------------------------------------------------------------------------------------------

<p><b>SCIENCE</b></p>	<p><b>CHAPTER 9 – SOIL (HANDOUT)</b></p>	<p><b>CHAPTER 9 – SOIL (HANDOUT)</b></p>	<p><b>CHAPTER 10 - RESPIRATION IN ORGANISMS –</b> Introduction, Breathing (Act-10.1, 10.2, 10.3), How do we breathe? (Act -10.4, 10.5)</p>	<p><b>CHAPTER 10 - RESPIRATION IN ORGANISMS (contd) -</b> What do we breathe out? (Act-10.6), Breathing in other animals, breathing underwater, do plants also respire?</p> <p><b>Textbook exercise and worksheet discussion.</b></p>	<p><b>REVISION POMT</b></p> <p><b>CHAPTER 11 - TRANSPORTATION IN ANIMALS AND PLANTS -</b> Introduction, Circulatory system/ Blood</p>	<ul style="list-style-type: none"> <li>• Recall the composition of soil</li> <li>• Understands how soil is formed</li> <li>• To learn the properties of soil</li> <li>• To understand the percolation rate of water in the soil.</li> <li>• To differentiate breathing and respiration.</li> <li>• To recognise the types of respiration.</li> <li>• To define the terms- inhalation, exhalation, and breathing rate.</li> <li>• To describe the mechanism of breathing.</li> <li>• To understand the composition of inhaled and exhaled air.</li> <li>• To explain breathing in animals like cockroach, frog and earthworm.</li> <li>• To describe respiration in plants.</li> <li>• Outline functions carried out by parts of the human circulatory system in order to examine the importance of circulation of oxygen.</li> </ul>
<p><b>SOCIAL SCIENCE</b></p>	<p>Markets around us</p>	<p>Markets around us /</p>		<p>Natural Vegetation and Wildlife /</p>		<p>Are able to explain about the markets, its different types and the items. Are able to explain about weekly markets. To identify and compare the features of Natural Vegetation in</p>

		Natural Vegetation and Wildlife	Natural Vegetation and Wildlife	Struggles for Equality	Struggles for Equality	Tropical, Temperate and Polar Regions. To recall and recognize the term “Struggle for equality”. To explain the actual reason for the discrimination in the society.
<b>MALAYALAM 2<sup>ND</sup> LANGUAGE</b>	പാഠം - 7 യാത്രാമൊഴി  * കേരളത്തിലെ ജില്ലകൾ	പാഠം - 7 യാത്രാമൊഴി  * പദശുദ്ധി  * വാക്യശുദ്ധി  * വാക്യരചന	പാഠം - 8 ഉമ്മിണി വല്യ ഒന്ന്  * ജന്തുക്കൾ	പാഠം - 8 ഉമ്മിണി വല്യ ഒന്ന്  * കത്തെഴുത്ത്	പാഠം - 8 ഉമ്മിണി വല്യ ഒന്ന്  * പദശുദ്ധി  * വാക്യശുദ്ധി  * വാക്യരചന	* പാഠഭാഗം മനസ്സിലാക്കുന്നു. വ്യാകരണസവിശേഷതകൾ വേർതിരിച്ചറിയുന്നു. * വിവിധ രചനാ രൂപങ്ങൾ പരിചയപ്പെടുന്നു
<b>HINDI 2<sup>ND</sup> LANGUAGE</b>	पाठ9. हिमालय की बेटियाँ निबंध की व्याख्या।	निबंध (सतत---) पठन-पाठन प्रश्नोत्तर	व्याकरण मुहावरे, वर्ण-विच्छेद, पर्याय संवाद।	पाठ10. (कविता )रहीम के दोहे	(सतत) प्रश्नोत्तर विलोम, भाववाचक संज्ञा,लिंग	*पाठन कौशल का विकास   शब्द भंडार में वृद्धि   संवेदनशीलता व सकारात्मकता का भाव पैदा होगा। *प्रश्नों के अर्थग्रहण कर लिखित अभिव्यक्ति होगी। *व्याकरणिक इकाईओं का विकास होगा   * मुहावरों का अर्थ और प्रयोग सीखेंगे। *कबीर, रहीम के माध्यम से नीति की बातें समझेंगे   *छात्रों के चरित्र में मानवीय मूल्यों परोपकार, सहनशीलता, त्याग का

						विकास होगा। *रहीम के मानवीय दृष्टिकोण से छात्र परिचित होंगे।
<b>FRENCH</b> 2 <sup>ND</sup> LANGUAGE	L-2-II est français reading text in French and translation in English, position of adjectives	L-2-II est français infinitive after another verbs in French	L-3-La journée de Mme.Lavigne reading text in French and translate in English asking time in French	L-3-La journée de Mme.Lavigne seasons of France and pronominal verbs in French	L-3-La journée de Mme.Lavigne seasons of France and pronominal verbs in French	<ul style="list-style-type: none"> <li>• Able to use and place adjective in French</li> <li>• Students learn how to make phrases with time in French</li> <li>• Able to make phrases with pronominal verbs in French</li> </ul>
<b>MALAYALAM</b> 3 <sup>RD</sup> LANGUAGE	പാഠം - 7 വൃദ്ധയുടെ പണസഞ്ചി വാക്യശൃദ്ധി പദശൃദ്ധി	പാഠം - 7 വൃദ്ധയുടെ പണസഞ്ചി വാക്യശൃദ്ധി പദശൃദ്ധി * പഴങ്ങൾ	പാഠം - 8 പാറുക പാറുക പൊൻകൊടിയേ വാക്യശൃദ്ധി പദശൃദ്ധി * പച്ചക്കറികൾ	പാഠം - 8 പാറുക പാറുക പൊൻകൊടിയേ വാക്യശൃദ്ധി പദശൃദ്ധി	പാഠം - 8 പാറുക പാറുക പൊൻകൊടിയേ വാക്യശൃദ്ധി പദശൃദ്ധി	*പാഠഭാഗം വായിച്ച് മനസ്സിലാക്കുന്നു. *ഭാഷാപരമായ സവിശേഷതകൾ വേർതിരിച്ചറിയുന്നു.
<b>HINDI</b> 3 <sup>RD</sup> LANGUAGE	खिलौना (कविता)	खिलौना (कविता)	व्याकरण तथा रचना	व्याकरण तथा रचना	अनुच्छेद, कार्यपत्रिका	श्रवण कला का विकास कराना, वाचन कला का विकास कराना , कल्पना शक्ति का विकास होगा। *कठिन शब्दों के अर्थ ,सरलार्थ , व्याख्या, भावार्थ, बोध प्रश्न का ज्ञान होगा। *व्याकरणिक इकाइयों का ज्ञान होगा।

<b>SANSKRIT</b> <b>RD LANGUAGE</b>	पाठ-8 स्वच्छतायाः महत्त्वम् शब्दशक्तिः, नई धातुएँ , नए अव्यय	पाठ-8 स्वच्छतायाः महत्त्वम् सन्धियुक्त शब्द ,संयोगयुक्त शब्द, अभ्यास ,कार्यपत्रिका	पाठ-9 सुभाषितानि शब्द शक्तिः	पाठ-9 सुभाषितानि सन्धियुक्त शब्द, नए अव्यय,धातुरूप ,संयोगयुक्त शब्द	पाठ-9 सुभाषितानि अभ्यास	स्वच्छतायाः महत्त्वमधिकृत्य ज्ञानम् । जीवनमूल्यानाम् अवगमनम् । वाचन-गायन-स्मरणात्मक शक्तेश्च विकासः भविष्यति छात्रेषु श्लोकोच्चारणस्य विषये योग्यता उत्पादनम् ।
<b>ARABIC</b> <b>RD LANGUAGE</b>	الْوَحْدَةُ الرَّابِعَةُ	أَدَوَاتُ الْإِسْتِفْهَامِيَّةِ	بِلَادِي ( نَشِيدَة )	بِلَادِي ( نَشِيدَة )	أَدَوَاتُ الْإِسْتِفْهَامِيَّةِ	كون المدرس المناقشة بين الطلاب عن الدراسة , تكرار الطلاب يفهمون الدرس والتحو و يحفظون النشيدة
<b>COMPUTER</b> <b>SCIENCE</b>	Chapter 8:Google Apps	Commonly used Google Apps,Features of Google drive.	Google sheets,Features of google sheets&Google Slides.	Youtube ,Features of youtube & How to use youtube.		Students will understand the features of youtube & how to use youtube.
<b>ART</b>	Making Greeting cards for various occasions	Greeting cards for festivals of their choice	Greeting cards for the New Year	Design a cover page for a book	to draw the outlines and details	Applied art is experimented through Greeting cards and Cover page Design.



<b>INDIAN MUSIC</b>	Orchestra and Choir practice for the Founders' Day.	Orchestra and Choir practice for the Founders' Day.	Orchestra and Choir practice for the Founders' Day.	Orchestra and Choir practice for the Founders' Day.	Learning Motivational songs.  Percussion training.	Review of Instruments and Swaras. Discussions on Octaves or Saptaks and on Scales.
<b>WESTERN MUSIC</b>	HARMONY, CHORDS TRIADS MAJOR	HARMONY, CHORDS TRIADS MINOR	HARMONY, CHORDS TRIADS DIM	HARMONY, CHORDS TRIADS AUG	HARMONY, CHORDS TRIADS AUG	LEARN BETWEEN MELODY & HARMONY TYPES OF HARMONY TYPES OF INTERVALS
<b>DANCE</b>	Theory of classical dance they chosen	Basic adavus of classical dance they have chosen One item.	Practices for updating dance competitions and programs	Practices for updating dance competitions and programs	Practices for updating dance competitions and programs	1st JATHI 2nd jathi 3rd jathi 4th jathi
<b>PHYSICAL EDUCATION</b>	<b>MAJOR GAME : BASKETBALL</b>	<b>Basketball rules and regulations</b>	<b>Basketball skills</b>	<b>Basketball history</b>	<b>Basketball continues</b>	<b>Students gets knowledge about new sport</b>

# Indian School Wadi Kabir

**Class: VII**

**ISWK SHARING KNOWLEDGE  
(Monthly Plan - December 2023)**

SUBJECTS	Week - 1	Week - 2	Week - 3	Week - 4	Week - 5	Learning Outcomes
<b>ENGLISH</b>	Post Midterm Exam	MULTIPLE ASSESSMENT  SUBJECT ENRICHMENT ACTIVITY	PORTFOLIO ACTIVITY	<b>WINTER BREAK</b>	<b>WINTER BREAK</b>	*Enhance the speaking skills of the students  * Application of skills and knowledge gained
<b>MATHEMATICS</b>	<b>Perimeter &amp; Area</b>	<b>Perimeter &amp; Area</b>  *Area of circle	<b>Perimeter &amp; Area</b>  *Conversion of units	<b>WINTER BREAK</b>	<b>WINTER BREAK</b>	*Use direct or indirect measurements and describe the relationships among radius, diameter, and circumference of circles.

	*Pi value and circumference of circle	*Application questions of area of circle  *Revision post mid term	*Area of path			*Investigate different circumference of circles and compare them with their respective diameter and relate circumference to Pi. *Use direct or indirect methods to find the circumference of circle, semicircle. *Develop and apply the formula and find the area of a circle and semicircle. *Convert units and measure area or perimeter in other units.
<b>SCIENCE</b>	<b>CHAPTER 11 - TRANSPORTATION IN ANIMALS AND PLANTS (contd)</b> - Circulatory system, Heart, heartbeat (Table 11.1,11.2), Excretion in animals,	<b>CHAPTER 11 - TRANSPORTATION IN ANIMALS AND PLANTS (contd)</b> – Transport of substances in plants.  <b>Textbook Exercises and worksheet discussion.</b>	<b>WINTER BREAK</b>	<b>WINTER BREAK</b>	<b>WINTER BREAK</b>	<ul style="list-style-type: none"> <li>• Describe the function of blood and its constituents.</li> <li>• Distinguish between the functions of arteries and veins, in the functioning of the circulatory system</li> <li>• Examine one’s pulse in order to infer the pulse rate and define it.</li> <li>• Explain the process of transport of water, minerals and food in plants in order to differentiate between xylem and phloem.</li> <li>• Explain the process of transpiration in order to infer its advantages.</li> <li>• Predict reasons for decreased absorption of water by plants.</li> </ul>

<b>SOCIAL SCIENCE</b>	Human Environment- Settlement, Transport and Communication	Human Environment- Settlement, Transport and Communication	Winter Break	Winter Break	Winter Break	Are able to recall and recognize the term settlement. Explain the need for different types of settlement. Are able to recognize the significance of different modes of transport.
<b>MALAYALAM 2<sup>ND</sup> LANGUAGE</b>	പാഠം - 9 ഒരു പാട്ടു പിന്നെയും * പദശുദ്ധി * വാക്യശുദ്ധി * വാക്യരചന  <b>Revision</b>	<b>POST MID-TERM ASSESSMENT</b>  <b>Revision</b>	<b>POST MID-TERM ASSESSMENT</b>	<b>WINTER VACATION</b>	<b>WINTER VACATION</b>	* പാഠഭാഗം മനസ്സിലാക്കുന്നു.  * പാഠഭാഗങ്ങൾ ആവർത്തനവിധേയമാക്കുന്നു.
<b>HINDI 2<sup>ND</sup> LANGUAGE</b>	पाठ 11. (रेखाचित्र) नीलकंठ कहानी की व्याख्या	रेखाचित्र (सतत---)	व्याकरण-प्रश्नोत्तर	Winter Break	Winter Break	

<b>FRENCH</b> 2 <sup>ND</sup> LANGUAGE	L-3-La journée de Mme.Lavigne continues..POMT seasons of France and pronominal verbs in French as a revision	WINTER VACATION	WINTER VACATION	WINTER VACATION	WINTER VACATION	<ul style="list-style-type: none"> <li>Students learn how to make phrases with pronominal verbs in French</li> </ul>
<b>MALAYALAM</b> 3 <sup>RD</sup> LANGUAGE	<p>പാഠം - 8</p> <p>പാഠക പാഠക പൊൻകൊടിയേ</p> <p>വാക്യശൃദ്ധി</p> <p>പദശൃദ്ധി</p> <p><b>Revision</b></p>	<p><b>Revision</b></p> <p><b>Poem Recitation</b></p> <p><b>POST MID-TERM ASSESSMENT</b></p>	<b>POST MID-TERM ASSESSMENT</b>	Winter Break	Winter Break	<p>*പാഠഭാഗം മനസ്സിലാക്കണം.</p> <p>*പാഠഭാഗങ്ങൾ ആവർത്തനവിധേയമാക്കുന്നു.</p>
<b>HINDI</b> 3 <sup>RD</sup> LANGUAGE	सारस की आत्मकथा ( नाटक )	सारस की आत्मकथा ( नाटक )	<b>POST MID-TERM ASSESSMENT</b>	WINTER VACATION	WINTER VACATION	श्रवण कला का विकास कराना, वाचन कला का विकास कराना , कल्पना शक्ति का विकास होगा ।
<b>SANSKRIT</b> 3 <sup>RD</sup> LANGUAGE	पाठ-9 सुभाषितानि (क्रमशः) अभ्यास, कार्यपत्रिका	<b>Revision</b>	<b>POST MID-TERM ASSESSMENT</b>	WINTER VACATION	WINTER VACATION	

<b>ARABIC 1<sup>RD</sup> LANGUAGE</b>	المُرَاجَعَة	المُرَاجَعَة	<b>POST MID-TERM ASSESSMENT</b>	<b>Winter Break</b>	<b>Winter Break</b>	
<b>COMPUTER SCIENCE</b>	Other Google Apps	Google forms,Google earth,Google translate				Students will understand the applications of google forms,google earth,google translate etc
<b>ART</b>	to colour the cover page as chosen and decided	continued and completed	WINTER BREAK	WINTER BREAK	WINTER BREAK	Students learn to use their skills and artistic talent to design a cover page of a book.
<b>INDIAN MUSIC</b>	Orchestra and Choir practice for the Founders' Day.	Orchestra and Choir practice for the Founders' Day.	WINTER BREAK	WINTER BREAK	WINTER BREAK	Orchestra and Choir practice for the Founders' Day.
<b>WESTERN MUSIC</b>	Orchestra and Choir practice for the Founders' Day.	Orchestra and Choir practice for the Founders' Day.	WINTER BREAK	WINTER BREAK	WINTER BREAK	Orchestra and Choir practice for the Founders' Day.

<b>DANCE</b>	Theory-Thala in Indian dance.	Semi classical dance.	WINTER BREAK	WINTER BREAK	WINTER BREAK	
<b>PHYSICAL EDUCATION</b>	Brain Gym , Mind bogglng games, balance of right and left brain through movement of hands	Brain gym exercises through yoga stretches				Students get the balance of right and left brain activity.

<p style="text-align: center;"><b>Indian School Wadi Kabir</b>  <b>Class: VII</b>  <b>ISWK SHARING KNOWLEDGE</b>  <b>(Monthly Plan - January 2024)</b></p>						
<b>SUBJECTS</b>	<b>Week - 1</b>	<b>Week - 2</b>	<b>Week - 3</b>	<b>Week - 4</b>	<b>Week - 5</b>	<b>Learning Outcomes</b>
<b>ENGLISH</b>	WINTER BREAK	LIT: Where the mind is without fear	WRITING: Article Writing Grammar: Active and Passive Voice	Grammar: Active and Passive Voice	Grammar: Active and Passive Voice  MCB: The Holy Panchayat	* Understand the meaning of the poem and appreciate it. Learn about the Poetic Devices/ Figures of Speech. Comprehend the poem and execute the exercises based on it.

						<p>*Purpose, Format, Content, Sample, Exercises on Article Writing.</p> <p>*Introduction, Definition, Features, Identification, Exercises.</p> <p>* Read aloud with expressions and comprehend its central idea.Learn new words and infer their meanings.Execute exercises based on the lesson.</p>
<b>MATHEMATICS</b>		<p><b>Perimeter &amp; Area</b></p> <p>*Area of cross road</p> <p><b>Algebraic Expressions</b></p> <p>*Introduction</p> <p>*Terms, factors</p>	<p><b>Algebraic Expressions:</b></p> <p>*Factor tree, Coefficients, classification</p> <p>*Addition of expressions</p>	<p><b>Algebraic Expressions</b></p> <p>* Subtraction of expressions</p>	<p><b>Algebraic Expressions:</b></p> <p>*Finding value of expression</p>	<p>*Examine area and perimeter of different figures and applies properties of simple shape in order to calculate the areas of the regions enclosed, area of path(inside/outside), crossroads for real life problems.</p> <p>*Describe algebraic expressions and distinguish them from arithmetic expressions.</p> <p>*Combine variables and constants in order to form an algebraic expression for the given statement.</p> <p>*Examine the given algebraic expression and determine its terms and their factors.</p> <p>*Examine the given algebraic expressions and distinguish between</p>



						<p>the terms which are constants and those which are not.</p> <ul style="list-style-type: none"><li>*Examine the given algebraic expression and determine the numerical coefficient of the given variable.</li><li>*Examine the algebraic factors of the given terms and distinguish between like and unlike terms.</li><li>*Examine the given algebraic expressions and classify them as monomial, binomial, trinomial, polynomial.</li><li>*Combine like terms and simplify the given algebraic expression.</li><li>*Add/subtract algebraic expressions and determine their sum/difference.</li><li>*Use the given value of variable(s) and evaluate the algebraic expression.</li></ul>
--	--	--	--	--	--	--------------------------------------------------------------------------------------------------------------------------------------------------------------------------------------------------------------------------------------------------------------------------------------------------------------------------------------------------------------------------------------------------------------------------------------------------------------------------------------------------------------------------------------------------------------------------------------------------------------------------------------------------------------------------------------------

<p><b>SCIENCE</b></p>		<p><b>CHAPTER 7 - WEATHER, CLIMATE, AND ADAPTATIONS OF ANIMALS TO CLIMATE – (HANDOUT)</b></p>	<p><b>CHAPTER 7 - WEATHER, CLIMATE, AND ADAPTATIONS OF ANIMALS TO CLIMATE (contd) – (HANDOUT) Worksheet discussion</b></p> <p><b>CHAPTER 17 - FOREST: OUR LIFELINE</b></p>	<p><b>CHAPTER 12 - REPRODUCTION IN PLANTS -</b> Introduction, Modes of reproduction, asexual reproduction</p>	<p><b>CHAPTER 12 - REPRODUCTION IN PLANTS (contd) -</b> Sexual reproduction, Pollination, Fertilisation, Fruit and seed formation, Seed dispersal.</p> <p><b>Textbook Exercises and worksheet discussion</b></p>	<ul style="list-style-type: none"> <li>• Understand weather and its elements.</li> <li>• Recall the instrument used in measuring wind.</li> <li>• Understand more about climate and factors affecting climate. analyse how different animals adapt to different climates.</li> <li>• Recall forest and different types of forest.</li> <li>• Understand the forest products and their uses.</li> <li>• Recognise the interdependence of plants and animals.</li> <li>• Learn the sequences of the food chain and food web.</li> <li>• Differentiate food chain and food web.</li> <li>• Define the term reproduction.</li> <li>• Identify the vegetative and reproductive parts of a plant.</li> <li>• Understand the modes of reproduction.</li> <li>• Identify various modes of asexual reproduction.</li> <li>• Understand the method of cutting in vegetative reproduction.</li> <li>• Identify how plants can also reproduce from their vegetative parts like a leaf, stem, and roots.</li> <li>• Explain the process of reproduction in yeast by budding.</li> </ul>
-----------------------	--	-----------------------------------------------------------------------------------------------	----------------------------------------------------------------------------------------------------------------------------------------------------------------------------	-------------------------------------------------------------------------------------------------------------------	----------------------------------------------------------------------------------------------------------------------------------------------------------------------------------------------------------------------	----------------------------------------------------------------------------------------------------------------------------------------------------------------------------------------------------------------------------------------------------------------------------------------------------------------------------------------------------------------------------------------------------------------------------------------------------------------------------------------------------------------------------------------------------------------------------------------------------------------------------------------------------------------------------------------------------------------------------------------------------------------------------------------------------------------------------------------------------------------------------------------------------------------------------------------------------------------------------------------------------------------------------------------------------------------------------

						<ul style="list-style-type: none"> <li>• Explain the process of fragmentation in spirogyra (algae).</li> <li>• Explain the process of reproduction through spore formation in fern and fungus.</li> </ul>
<b>SOCIAL SCIENCE</b>		18th Century Political Formation	18th Century Political Formation	Human Environment Interactions- The Tropical and Subtropical Regions	Human Environment Interactions- The Tropical and Subtropical Regions	<p>Are able to explain about the Emergence of New States. Recognize the condition of the Old Mughal provinces. Explain about the subadars, Faujadari and mansabdars. Are able to identify and locate the Amazon basin. Are able to identify and locate the countries in the Amazon basin. Are able to explain about the climate of the Amazon basin. Explain about slash and burn cultivation. Explain the changes in the Amazon basin due to development activities.</p>
<b>MALAYALAM 2<sup>ND</sup> LANGUAGE</b>	<b>WINTER VACATION</b>	<p>പാഠം - 9 ഒരു പാട്ടു പിന്നെയും</p> <p>* മലയാള നക്ഷത്രങ്ങൾ</p>	<p>പാഠം - 9 ഒരു പാട്ടു പിന്നെയും</p> <p>* കവിത്രയങ്ങൾ</p>	<p>പാഠം - 9 ഒരു പാട്ടു ന്നയും</p> <p>* പദ്മശ്രീ * വാക്യശ്രീ * വാക്യരചന</p>	<p>പാഠം - 10 ശ്രീനാരായണഗുരു</p> <p>* അവധാരണം</p>	<p>* പാഠഭാഗം മനസ്സിലാക്കുന്നു. വ്യാകരണസവിശേഷതകൾ വേർതിരിച്ചറിയുന്നു. * വിവിധ രചനാ രൂപങ്ങൾ പരിചയപ്പെടുന്നു.</p>

<b>HINDI</b> <b>2<sup>ND</sup> LANGUAGE</b>		पाठ12.कविता कठपुतली	प्रश्नोत्तर मौखिक/लिखित	अभ्यास/कार्य पत्रिका/अपठित गद्यांश	चित्र वर्णन/अपठित अर्थग्रहण	*छात्र प्रवाहपूर्वक पढ़ने, बोलने तथा लिखने, की क्षमता प्राप्त करेंगे *कविता के भावार्थ को समझते हुए आनंद प्राप्त करेंगे ।  *अभिव्यक्ति का विकास   व्याकरणिक शब्दों की जानकारी प्राप्त करेंगे ।
<b>FRENCH</b> <b>2<sup>ND</sup> LANGUAGE</b>	<b>WINTER VACATION</b>	<b>L-4-Kalu est malade</b>  <b>reading passage or text in French and translation in English, names of animals in French</b>	<b>L-4-Kalu est malade expressions with the verb AVOIR in French phrases</b>	<b>L-4-Kalu est malade colours in French</b>	<b>L-4-Kalu est malade</b>  <b>interrogations in French and interrogative questions with SI and Oui</b>	<ul style="list-style-type: none"> <li>● Students are able to make expressions with the verb Avoir in the phrases</li> <li>● learning to use colours with its gender and singular and plural in French</li> <li>● Able to use methodes of interrogations in French</li> </ul>
<b>MALAYALAM</b> <b>3<sup>RD</sup> LANGUAGE</b>	<b>Winter Break</b>	പാഠം - 9 റോഡിലൂടെ നടക്കുമ്പോൾ  വാക്യശൃംഖല  പദശൃംഖല	പാഠം - 9 റോഡിലൂടെ നടക്കുമ്പോൾ  വാക്യശൃംഖല  പദശൃംഖല  * ജന്തുക്കൾ	പാഠം - 9 റോഡിലൂടെ നടക്കുമ്പോൾ  വാക്യശൃംഖല  പദശൃംഖല	പാഠം - 9 റോഡിലൂടെ നടക്കുമ്പോൾ  വാക്യശൃംഖല  പദശൃംഖല  * അവധാരണം	*പാഠഭാഗം മനസ്സിലാക്കുന്നു. വ്യാകരണസവിശേഷതകൾ വേർതിരിച്ചറിയുന്നു. *വിവിധ രചനാ രൂപങ്ങൾ പരിചയപ്പെടുന്നു.

<b>HINDI</b> <b>3<sup>RD</sup> LANGUAGE</b>	Winter break	सारस की आत्मकथा ( नाटक )	व्याकरण तथा रचना	व्याकरण तथा रचना	अनुच्छेद , कार्यपत्रिका	*अभिनय कला का ज्ञान होगा । * संवाद वाचन कला का ज्ञान होगा । * संवाद लेखन कला का ज्ञान होगा ।
<b>SANSKRIT</b> <b>3<sup>RD</sup> LANGUAGE</b>	Winter break	पाठ -10 मूर्खः भृत्यः शब्द-शक्ति, नई धातुएँ , नए अव्यय	पाठ -10 मूर्खः भृत्यः सन्धियुक्तशब्द, संयो गयुक्तशब्दः, लकारः अभ्यास-पुस्तिका	पाठ -10 मूर्खः भृत्यः अभ्यास कार्य , शब्द रूप अभ्यास प्रश्नपत्रम् -1	पाठ -10 मूर्खः भृत्यः कार्यपत्रिका	कथामाध्यमेन सामान्यज्ञानस्य वृद्धिः । स्म' लकार परिवर्तनस्य ज्ञानम् । कथाश्रवणेन जीवनमूल्यानां ज्ञानम् । वाचन-लेखन कौशल्योः विकासः ।
<b>ARABIC</b> <b>3<sup>RD</sup> LANGUAGE</b>	Winter break	الْوَحْدَةُ الْخَامِسَةُ	عَلْمُ الْهِنْدِ ( دَرَس )	الوان	أَيَّامُ الْأُسْبُوعِ , التَّحِيَّاتِ	يدرس الطلاب الایام الاسبوع والتحيات والالوان
<b>COMPUTER</b> <b>SCIENCE</b>	Chapter 10:Tokens and data types in python	Constant, Literals & Operators	Punctuators & Data types	Errors in Python Programs		Students will learn various punctuators & datatypes in python.
<b>ART</b>	WINTER BREAK	to teach the students to make 3D objects with craft paper and other material	making a variety of flowers with craft paper	continued	continued and completed.	Students learn to make flowers with craft material and also other waste material.

<b>INDIAN MUSIC</b>	WINTER BREAK	Preparation for the Republic Day and the final performance.	Preparation for the Republic Day and the final performance.	Preparation for the Republic Day and the final performance.	Preparation for the Republic Day and the final performance.	Review of old materials of vocal and Instrumental Music.
<b>WESTERN MUSIC</b>	WINTER BREAK	CYCLE OF FIFTHS	CYCLE OF FIFTHS	CYCLE OF FIFTHS	CYCLE OF FIFTHS	IMPORTANCE OF THE CYCLE USES OF THE CYCLE MINOR CYCLE
<b>DANCE</b>	WINTER BREAK	Theory-Thala in Indian dance.	Semi classical dance.	Theory-Thala in Indian dance.	Semi classical dance.	
<b>PHYSICAL EDUCATION</b>	WINTER BREAK	YOGA WARM UPS, Standing Asanas TADASANA, VRIKSHASANA VIRBHADRASANA PADAHASTASANA	YOGA WARM UPS, Sitting Asanas BHADRASANA USHTRASANA MARJARIASANA SHISHUASANA	YOGA WARM UPS, Prone Asanas BHUJANGASAN SHALBHASANA BOW POSE	YOGA WARM UPS, Prone Asanas MAKRASANA LOCUST POSE	Students gain strength in their core muscles, flexibility of spine and overall wellness of body and mind.

# Indian School Wadi Kabir

**Class: VII**

**ISWK SHARING KNOWLEDGE  
(Monthly Plan - February 2024)**

SUBJECTS	Week - 1	Week - 2	Week - 3	Week - 4	Week - 5	Learning Outcomes
<b>ENGLISH</b>	Grammar: Active and Passive Voice  MCB: The Holy Panchayat	MCB: The Holy Panchayat	<b>REVISION FOR FINAL EXAM</b>	<b>REVISION FOR FINAL EXAM</b>	<b>REVISION FOR FINAL EXAM</b>	<p>*Introduction, Definition, Features, Identification, Exercises.</p> <p>* Read aloud with expressions and comprehend its central idea.Learn new words and infer their meanings.Execute exercises based on the lesson.</p> <p>*Clear the doubts and have a better understanding of the lesson</p>
<b>MATHEMATICS</b>	Exponents & powers  *Introduction  *Laws of exponents	<b>Exponents &amp; Powers:</b>  *Multiplying/dividing powers with same exponents	<b>Exponents &amp; Powers:</b>  *Decimal expansion  * Standard form	<b>REVISION FOR FINAL EXAM</b>	<b>REVISION FOR FINAL EXAM</b>	<p>*Describe exponential form of numbers and express numbers in exponential notation.</p> <p>*Examines the exponential form of the given number and identify its base and exponent.</p> <p>*Examine the numbers given in exponential form and compare and represent them in an order.</p>

		<p>*Taking power of a power</p> <p>*Simplification using laws</p>				<p>*Find prime factors of numbers and express them as the product of powers of prime factors.</p> <p>*Apply laws of exponents and simplify a given expression.</p> <p>*Write numbers using powers of 10 and express them in standard form.</p> <p>*Expand the given number using powers of 10 and express it in the exponent form.</p> <p>*Represent large numbers in exponential form and read, understand and compare them easily.</p>
<b>SCIENCE</b>	<b>REVISION</b>	<b>REVISION</b>	<b>REVISION</b>	<b>REVISION</b>	<b>REVISION</b>	
<b>SOCIAL SCIENCE</b>	Life in the Deserts	Revision	Revision	Revision	Revision	<p>Are able to recall and recognize the term “desert”.</p> <p>Are able to recognize and explain about the climatic conditions of Sahara and Ladakh.</p> <p>Are able to explain about the flora and fauna in the desert.</p>
<b>MALAYALAM 2<sup>ND</sup> LANGUAGE</b>	പാഠം - 10 ശ്രീനാരായണഗുരു	പാഠം - 10 ശ്രീനാരായണഗുരു	പാഠം - 10 ശ്രീനാരായണഗുരു  * പദശുദ്ധി  * വാക്യശുദ്ധി	<b>Revision</b>	<b>Revision</b>	<p>*പാഠഭാഗം മനസ്സിലാക്കുന്നു.</p> <p>*വ്യാകരണസവിശേഷതകൾ വേർതിരിച്ചറിയുന്നു.</p>



			* വാക്യരചന			
<b>HINDI 2<sup>ND</sup> LANGUAGE</b>	पाठ 13. द्रुतपठन) वीर कुँवर कहानी की व्याख्या।	लेखन कौशल- पत्र/विज्ञापन	Revision Final Exam पाठ्य पुस्तक से	व्याकरण सभी पाठों की पुनरावृत्ति.	रचनात्मक कार्य- लेखन कौशल- चित्र वर्णन/विज्ञापन/ अनुच्छेद/ अनौपचारिक पत्र।	*चिंतन व मनन द्वारा स्मरण शक्ति का विकास करते हुए प्रश्नोत्तर व व्याकरण का अभ्यास करेंगे।
<b>FRENCH 2<sup>ND</sup> LANGUAGE</b>	<b>L-5-Faire les courses reading text in French and translation in English verbs-savoir and connaitre to conjugate</b>	<b>L-5-Faire les courses interrogative adverbs in French</b>	<b>L-5-Faire les courses interrogative adverbs in French</b>	<b>L-5-Faire les courses where do you go shopping for food? shops names particularly where to find food.</b>	<b>L-5-Faire les courses where do you go shopping for food? shops names particularly where to find food as revision</b>	<ul style="list-style-type: none"> <li>• Students are able to use verb savoir and connaitre in different context and place in French phrases</li> <li>• Able to make dialogues in French</li> </ul>
<b>MALAYALAM 3<sup>RD</sup> LANGUAGE</b>	പാഠം - 10 കൊടുങ്കാറ്റിനെ സ്നേഹിച്ച കുട്ടി  വാക്യശൃദ്ധി  പദശൃദ്ധി	പാഠം - 10 കൊടുങ്കാറ്റിനെ സ്നേഹിച്ച കുട്ടി  വാക്യശൃദ്ധി  പദശൃദ്ധി	പാഠം - 10 കൊടുങ്കാറ്റിനെ സ്നേഹിച്ച കുട്ടി  വാക്യശൃദ്ധി  പദശൃദ്ധി	<b>Revision</b>	<b>Revision</b>	*പാഠഭാഗം മനസ്സിലാക്കുന്നു.  *പാഠഭാഗങ്ങൾ ആവർത്തനവിധേയമാക്കുന്നു.

<b>HINDI</b> RD LANGUAGE	सभी पथों की पुनरावृत्ति	सभी पथों की पुनरावृत्ति	व्याकरण तथा रचना की पुनरावृत्ति	व्याकरण तथा रचना की पुनरावृत्ति	कार्यपत्रिका	चिंतन व मनन द्वारा स्मरण शक्ति का विकास करते हुए प्रश्नोत्तर व व्याकरण का अभ्यास में दक्षता आएगी।
<b>SANSKRIT</b> RD LANGUAGE	पाठ -11 नैव क्लिष्टा न च कठिना  शब्द शक्ति:	पाठ -11 नैव क्लिष्टा न च कठिना नई धातुएँ  अभ्यासकार्य	पाठ -11 नैव क्लिष्टा न च कठिना  अभ्यास प्रश्नपत्रम् -2	<b>Revision</b>	<b>Revision</b>	संस्कृत -कविताया: ज्ञानम् अवबोधनं च । नवीनशब्दानां ज्ञानं आगच्छति ।
<b>ARABIC</b> RD LANGUAGE	الْوَحْدَةُ الْخَامِسَةُ	علم الهند المراجعة	المراجعة	المراجعة	المراجعة	كون المدرس المناقشة بين الطلاب عن الدراسة , تكرار
<b>COMPUTER</b> <b>SCIENCE</b>	Chapter 9: Cyber Security	Computer Ethics: Spamming & Hacking	Software Piracy	Revision  cyber security		Students will understand tips to avoid software piracy.
<b>ART</b>	Paper relief work using craft paper	continued and completed	FINAL EVALUATION	FINAL EVALUATION	FINAL EVALUATION	students learn the concept of relief work using craft paper.

<b>INDIAN MUSIC</b>	FINAL GRADING	FINAL GRADING	FINAL GRADING	FINAL GRADING	FINAL GRADING	FINAL GRADING
<b>WESTERN MUSIC</b>	FINAL GRADING	FINAL GRADING	FINAL GRADING	FINAL GRADING	FINAL GRADING	FINAL GRADING
<b>DANCE</b>	FINAL GRADING	FINAL GRADING	FINAL GRADING	FINAL GRADING	FINAL GRADING	FINAL GRADING
<b>PHYSICAL EDUCATION</b>	<b>ASSESSMENT BALANCE VRIKSHASANA NATRAJASANA</b>	<b>HEALTH STATUS RECORDS HEIGHT AND WEIGHT</b>	<b>ASSESSMENT REVISION OF ALL YOGA WARM UPS, ASANAS, SURYA NAMASKARS</b>	<b>ASSEMENT LUNG CAPACITY EXERCISES BY PRANAYAM S</b>		Students get confidence, courage, immunity boost, joy and strength of body and mind.